



CATALOGUE

PARTS OF YOUR BUSINESS

stone • glass



www.ims.eu

The logo for IMS, consisting of the lowercase letters 'ims' in a stylized, outlined font.

www.ims.eu



www.ims.eu



For the last five decades, **IMS** has been synonymous with high quality and efficiency. In particular, our company has gone through the last twenty years of the '1900's consolidating on the national market and perfecting the agreement with the most prominent figures of the Italian industrial scene.

With the advent of the 2000's, IMS presented itself on the international market with an unparalleled know-how, immediately establishing solid partnerships and expanding its product line to better serve countries with market standards other than European ones.

PARTS OF YOUR BUSINESS

Presently, **IMS distributes its tool holders in 95 countries** around the world, boasting exclusive distributors in the **United States, Spain** and the **Czech Republic** and official representatives in another **24 countries**.

With a view to development aimed at improving service and aligning with the needs of industry 4.0, IMS has developed an innovative and functional concept for research and identification of the ideal product for every need. This catalogue is an important step in this process made to bring together the manufacturer, retailer and user in a synergy based on the common interest: obtaining a final product that reflects the buyer's expectations.



HOW TO READ THE CATALOGUE

The catalogue structure is designed to focus attention on every aspect of the Tool holder, to **get to the product definition** without neglecting any of its features. Following the instructions of the guide, the user is accompanied in the **creation of the code**

through the choice of the connection with the machine (left page), then follow with the preferred tool connection, the features and the optional finishings (right page).

The catalogue includes specific sections for the **choice of accessories** (from page 116) **and components** (from page 144).

Moving along this path of improved customer service, the objective of IMS is to undertake several other initiatives meant to simplify the understanding of the product.


1 Define the machine connection type

3 Icons summary:

PRODUCT FEATURES



RECOMMENDED ACCESSORIES/COMPONENTS



AVAILABLE OPTIONS



PARTS OF YOUR BUSINESS

"BRETON"

Check out page 115 for the complete manufacturing international standards.

HSK80B "BRETON"

Connection code **3AE**

Compatible cooling tube **AAG13**

Check page 154 of the details on cooling tubes

MANUFACTURING MATERIAL

INOX
Cod. **M1**

OPTIONAL FINISHES*

NICHEL
Cod. **Z3**

* By choosing optional material, the specific hardness may vary.

HSK100B "BRETON"

Connection code **3AF**

Compatible cooling tube **AAG14**

Check page 154 of the details on cooling tubes

MANUFACTURING MATERIAL

INOX
Cod. **M1**

OPTIONAL FINISHES*

NICHEL
Cod. **Z3**

* By choosing optional material, the specific hardness may vary.

EASY FIT

| Code | Description | D | L | L3 |
|------|-------------|----|----|----|
| BC00 | EASY FIT | 35 | 34 | 7 |
| BC01 | EASY FIT | 35 | 39 | 7 |
| BC02 | EASY FIT | 35 | 47 | 7 |

Locking kit included, complete with special male and female washers.

NEW

GRINDING WHEEL HOLDERS

| Code | Description | D | L | M |
|------|-----------------------|----|----|----|
| BA00 | grinding wheel holder | 22 | 32 | 10 |
| BA01 | grinding wheel holder | 22 | 39 | 10 |
| BA02 | grinding wheel holder | 22 | 47 | 10 |
| BA03 | grinding wheel holder | 22 | 80 | 10 |
| BA04 | grinding wheel holder | 35 | 34 | 12 |
| BA05 | grinding wheel holder | 35 | 39 | 12 |
| BA06 | grinding wheel holder | 35 | 47 | 12 |
| BA07 | grinding wheel holder | 35 | 80 | 12 |

DRILL POINT HOLDERS

| Code | Description | D | L | M |
|------|-----------------------------|----|----|------|
| BB29 | drill point holder 1/2" gas | 67 | 44 | 1/2" |
| BB81 | drill point holder M30 | 67 | 44 | M30 |

COLLET CHUCKS W/ COLLET NUT

| Code | Description | D | L | ER |
|------|------------------------------|----|----|------|
| BE01 | collet chuck with collet nut | 50 | 50 | ER32 |
| BE02 | collet chuck with collet nut | 63 | 50 | ER40 |

Check out page 146-147 for locking kits

FLANGE WHEEL HOLDERS

| Code | Description | D | L | L2 | N fori |
|------|---------------------|----|----|----|-----------|
| BA51 | flange wheel holder | 50 | 35 | 5 | 6/M6/TKG3 |
| BA52 | flange wheel holder | 50 | 75 | 5 | 6/M6/TKG3 |

Check out page 146-147 for locking kits

2 Define the tool connection type

4 Choose the measures needed

5 Choose the optional finishings

6 Combining codes obtained through the choices made, an IMS product code is created.
e.g. HSK80B "Breton"+ wheel holder 35x39
3AE + BA05 = 3AE-BA05

CERTIFICATO

Nr. 50 100 10461 - Rev.004

Si attesta che / This is to certify that

IL SISTEMA QUALITÀ DI
THE QUALITY SYSTEM OF



I.M.S. S.r.l.

SEDE LEGALE E OPERATIVA:
REGISTERED OFFICE AND OPERATIONAL SITE:

**VIA GIANNI AGNELLI 2
IT – 12048 SOMMARIVA DEL BOSCO (CN)**

È CONFORME AI REQUISITI DELLA NORMA
HAS BEEN FOUND TO COMPLY WITH THE REQUIREMENTS OF

UNI EN ISO 9001:2015

QUESTO CERTIFICATO È VALIDO PER IL SEGUENTE CAMPO DI APPLICAZIONE
THIS CERTIFICATE IS VALID FOR THE FOLLOWING SCOPE

Progettazione e fabbricazione di portautensili a catalogo e speciali per macchine CNC per la lavorazione del legno, vetro, marmo e acciaio (IAF 17)

Design and manufacture of ordinary and customized tool holders for CNC machineries for wood, glass, marble and steel mechanical works (IAF 17)



SCQ N° 049A

MEMBER OF THE ACCREDITED NETWORK
OF THE IAF
REGISTERED TO THE IAF AND ISO 9001
RECOGNIZED AGREEMENT

Per l'Organismo di Certificazione
For the Certification Body
TÜV Italia S.r.l.

Validità / Validity

Dal / From: **2020-11-03**

Al / To: **2023-09-03**

Data emissione / Issuing Date

Andrea Coscia
Direttore Divisione Business Assurance **2020-11-03**

PRIMA CERTIFICAZIONE / FIRST CERTIFICATION: 2014-06-06

LA VALIDITÀ DEL PRESENTE CERTIFICATO È SUBORDINATA A SORVEGLIANZA PERIODICA A 12 MESI E AL RIESAME COMPLETO DEL SISTEMA DI GESTIONE AZIENDALE CON PERIODICITÀ TRIENNALE

THE VALIDITY OF THE PRESENT CERTIFICATE DEPENDS ON THE ANNUAL SURVEILLANCE EVERY 12 MONTHS AND ON THE COMPLETE REVIEW OF COMPANY'S MANAGEMENT SYSTEM AFTER THREE-YEARS

Summary

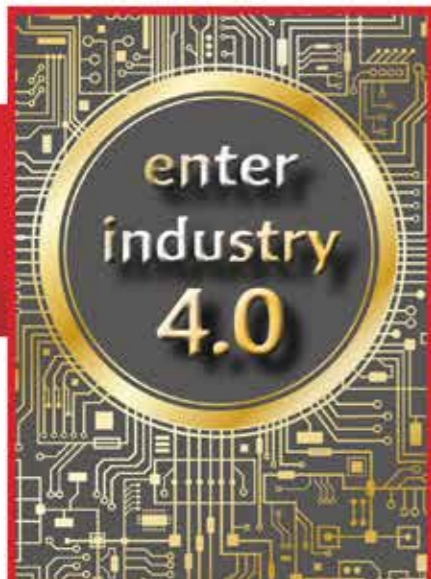
| | | | |
|------|----------------------------------|-----|---|
| p. 3 | INTRODUCTION | 115 | INTERNATIONAL MANUFACTURING STANDARDS |
| 4 | HOW TO READ THE CATALOGUE | 116 | ACCESSORIES |
| 10 | TREATMENTS | 116 | Petal Collets HSK |
| 12 | TOOL HOLDERS | 118 | Petal Collets SK |
| 12 | "Achilli" | 123 | Ball clamping systems for pull stud with radius SK / BT |
| 14 | "Aitalmac" | 132 | Tool Forks |
| 16 | "Bavelloni" | 136 | 1/2" Gas adapters |
| 18 | "Bidese" | 138 | Extentions |
| 20 | "Biesse" | 140 | Wrenches for collet nuts |
| 22 | "Bimatech" | 142 | Tool Clampers and Spindle Wipers |
| 24 | "Bistronics" | 144 | COMPONENTS |
| 26 | "Breton" | 144 | Collets |
| 30 | "Burkhardt" | 145 | Nuts |
| 32 | "Busetti"/"Vertmax" | 146 | Locking Kit |
| 34 | "Ceì" | 148 | Pull Studs |
| 38 | "Chiarini"/"Pedrini" | 154 | Coolant Tubes |
| 40 | "Brembana" | | |
| 46 | "Cobalm" | | |
| 48 | "Construal" | | |
| 50 | "D2" | | |
| 52 | "Denver" | | |
| 56 | "Donatoni" | | |
| 58 | "Farnese" | | |
| 60 | "Forel" | | |
| 62 | "Forvet" | | |
| 64 | "Gadia" | | |
| 66 | "Ghines" | | |
| 68 | "Gmm" | | |
| 70 | "Helios" | | |
| 72 | "Intermac" | | |
| 74 | "Lisec" | | |
| 76 | "Lovati" | | |
| 78 | "Neptun" | | |
| 80 | "Northwood" | | |
| 84 | "Omag" | | |
| 86 | "Park Industries" | | |
| 90 | "Pavoni" | | |
| 92 | "P Cruz" | | |
| 94 | "Prussiani"/"Agut" | | |
| 96 | "Prussiani" | | |
| 100 | "Ravelli" | | |
| 104 | "Sasso"/"Ceì" | | |
| 106 | "Scandinvent" | | |
| 108 | "Skg" | | |
| 110 | "Terzago" | | |
| 112 | "Thibaut" | | |



THE REVOLUTIONARY TOOL HOLDING SYSTEM THAT MAXIMIZES RESULTS AND CUTS ON COSTS!

EASY FIT is the new revolutionary tool holder born from the combined experience of IMS and Main Axis. A solution designed to maximize the grinding wheel performance which will decrease the tool setting and calibration costs.

The innovative EASY FIT system was developed after a close analysis of the stone worker needs and is the product of an all Italian joint venture that guarantees quality, service, and an enormous time saving on daily operations.



Easy fit SMART
Now available!
Contact us for more information



EASY FIT is in fact the first and only real self-centering tool holder, providing the perfect and continuous centering of the grinding wheel during the cutting operations. In detail, the IMS developed system - patented by Main Axis - improves the synergy between the tool holder and tool, allowing the automatic alignment of the grinding wheel without any need of manual recalibration or additional operator interventions, even after the normal alterations due to heavy cycles.

EASY FIT is available both in stainless steel Endurance version as well as the totally anti-corrosion Darkside version. Designed to answer the markets request of a tool holder capable of providing more precision without hitting on the production efficiency, EASY FIT is already on the lips of everybody in the field. Thanks to its innovative design and its intuitive and easy tool mounting process, the time and money this revolutionary technology promises to save is easily convincing the investors. IMS is getting ready to open a new era in the stone working tool holder evolution.

EASY FIT takes the best out of the cutting tools in terms of stability and longer lifespan, reducing both time consuming calibrations and preserving the wheel from asymmetric consumption. This perfect iteration in the tool assembly translates to a more efficient CNC work center, faster production, better quality, and optimization of energetic costs.

Easy Fit is realized with the best stainless steel alloy for hardness and tolerance maintaining ratio

EASY FIT THE IMS SELF-CENTERING SYSTEM FOR GRANITE AND MARBLE WORKING

The technological innovation and engineering study behind EASY FIT has given new life to a tool holder. Thanks to its self-centering system, the wheel will stay in its calibrated position much longer than a standard cone while also maintaining the ease of assembling the tool holder and grinding wheel. This ingenious solution avoids the frequent and annoying operations of wheel calibration that are needed to maintain a neat and clean cut. Calibration operations (consisting in the tool dismounting, centering and re-mounting) can keep the operator busy for quite some time and it is repeated on each tool used on the machine. Once the initial calibration is done, EASY FIT will allow the grinding wheel to automatically adjust its center for all its life, allowing:

- Easy fitting and removal of the grinding wheel
- Significant reduction of setting and calibrating cost
- Significant reduction of vibrations
- Significant reduction of tool consumption and wasting material
- Significant reduction of water waste, as the cooling liquid is sealed and redirected through the tool body
- High qualitative cutting standards guaranteed in time



Others think about it. We made it.
No re-calibration needed, less machine stops, reduced tool consumption, more money in your pocket.

The most appreciated among high quality machine manufacturers worldwide. The full stainless steel body ensures the accuracy and precision of the tool holder well in the standards for its entire life, with no loss of tolerances or concentricity. Endurance is an innovative system of surface finishing that allows shrinking and flattening those surface ridges that arise after grinding.

This operation reduces the surface roughness up to 80%. The endurance technology comes directly from the aerospace industry where it is used on components that are subjected to greater mechanical stress and a greater corrosion risk.

The reduction of the roughness increases the protection of the tool holder against corrosion, preventing water and residual dust to remain on the cone.

Reduction of micro tensions of the material, low surface roughness, high corrosion protection.

During the tool holder life many external agents interact with its surface, leading to superficial reactions that can cause corrosion and rust.

The pure stainless steel is a no-carbon alloy made to resist any type of corrosion, but its composition is too soft to ensure the maintenance of the initial tolerance over time. This softness lead, in a short time, to spindle breakages, tool block and serious hazard for machine operator.

To avoid this problem, **IMS tool holders are manufactured in a stainless steel alloy with a low percentage of carbon**, necessary to maintain the right hardness and prevent any kind of tool holding related issues.

A side effect of the presence of carbon in this alloy is light superficial rust can come after several work hours if the tool holders are not accurately wiped and cleaned at the end of the day. This corrosion, although visually disturbing, is unlikely to affect the functionality of the item because the stainless steel alloy is still pretty pure.

To prevent the rise of this unaesthetic consequence,

WE INTRODUCED THE ENDURANCE TREATMENT.

Endurance functioning is simple to explain: *decreasing the superficial tension, the tool holder acquires a "smoother" surface, on which water and powder will slip away easily, reducing the penetration of external agents under the surface..*



The most convenient tool holding solution on the market is also the lower maintenance option.

The heat-treated surface, with 400 hours exposure to salt spray corrosion test successfully passed, guarantees a total protection against rust even under extreme working condition.

Best match to hardness requirements, with 60 HRC (5.5 Mohs') measured in the diffusion zone and 35 HRC measured at the core.

Top precision and accuracy thanks to the extraordinary IMS manufacture quality.



The best for less.

- COMPLETELY RUST PROOF
- FAIR PRICE FOR A SUPERIOR ANTI-RUST TECHNOLOGY
- HEAT-TREATED SURFACE FOR INCREASED DURABILITY
- NO FLAKING, NO CHIPPING



Surface protected from corrosive agents



Tool holder life improved by 30%



Lower risk of breakages



Available for "Intermac", "Park Industries", "Northwood", "Thibaut", "Brembana" and many more..



Darkside pull studs available for all electrospindles

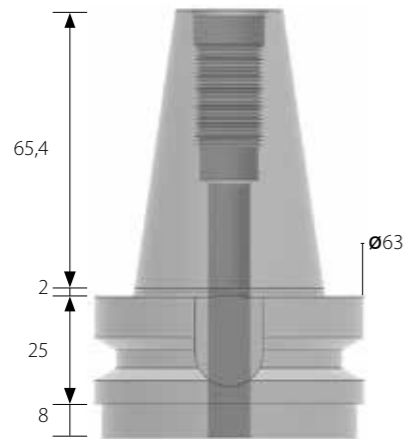


Anticorrosion test certificates available upon request

"ACHILLI"

Check out page 115 for the complete manufacturing international standards.

BT40 "ACHILLI"



Connection code
4AH

Compatible pull studs
AAF89



Check from page 148 for all the details on pull studs

• MANUFACTURING MATERIAL



ENDURANCE
Cod. Z2

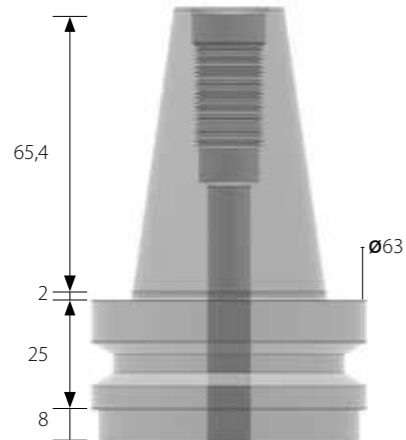
• OPTIONAL FINISHES*



DARKSIDE
Cod. Z1

* By choosing optional material, the specific hardness may vary.

BT40 "ACHILLI"



Connection code
4AK

Compatible pull studs
AAF89



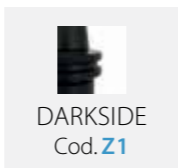
Check from page 148 for all the details on pull studs

• MANUFACTURING MATERIAL



ENDURANCE
Cod. Z2

• OPTIONAL FINISHES*



DARKSIDE
Cod. Z1

* By choosing optional material, the specific hardness may vary.

EASY FIT



| Code | Description | D | L | L3 |
|------|-------------|----|----|----|
| BC01 | EASY FIT | 35 | 39 | 7 |
| BC02 | EASY FIT | 35 | 47 | 7 |



Locking kit included, complete with special male and female washers.



GRINDING WHEEL HOLDERS




| Code | Description | D | L | M |
|------|-----------------------|----|----|----|
| BA00 | grinding wheel holder | 22 | 34 | 10 |
| BA01 | grinding wheel holder | 22 | 39 | 10 |
| BA02 | grinding wheel holder | 22 | 47 | 10 |
| BA03 | grinding wheel holder | 22 | 80 | 10 |
| BA04 | grinding wheel holder | 35 | 34 | 12 |
| BA05 | grinding wheel holder | 35 | 39 | 12 |
| BA06 | grinding wheel holder | 35 | 47 | 12 |
| BA07 | grinding wheel holder | 35 | 80 | 12 |

Check out page 146-147 for locking kits



DRILL POINT HOLDERS

| Code | Description | D | L | M |
|------|--------------|----|----|------|
| BB17 | portaforetto | 45 | 45 | 1/2" |
| BB62 | portaforetto | 45 | 45 | M30 |




COLLET CHUCKS W/ COLLET NUT



| Code | Description | D | L | ER |
|------|------------------------------|----|----|------|
| BE01 | collet chuck with collet nut | 50 | 50 | ER32 |
| BE02 | collet chuck with collet nut | 63 | 50 | ER40 |

Check out page 140 for wrenches and page 144 for collets



FLANGE WHEEL HOLDERS



| Code | Description | D | L | L2 | N fori |
|------|---------------------|----|----|----|-----------|
| BA51 | flange wheel holder | 50 | 35 | 5 | 6/M6/TK63 |
| BA52 | flange wheel holder | 50 | 75 | 5 | 6/M6/TK63 |

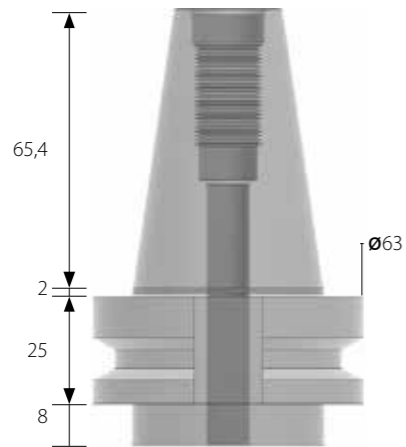
Check out page 146-147 for locking kits



"AITALMAC"

Check out page 115 for the complete manufacturing international standards.

BT40 "AITALMAC"



Connection code
4BV

Compatible pull studs
AAF49



Check from page 148 for all the details on pull studs

• **MANUFACTURING MATERIAL**



• **OPTIONAL FINISHES***



* By choosing optional material, the specific hardness may vary.

EASY FIT



| Code | Description | D | L | L3 |
|------|-------------|----|----|----|
| BC01 | EASY FIT | 35 | 39 | 7 |
| BC02 | EASY FIT | 35 | 47 | 7 |



Locking kit included, complete with special male and female washers.



GRINDING WHEEL HOLDERS




| Code | Description | D | L | M |
|------|-----------------------|----|----|----|
| BA00 | grinding wheel holder | 22 | 34 | 10 |
| BA01 | grinding wheel holder | 22 | 39 | 10 |
| BA02 | grinding wheel holder | 22 | 47 | 10 |
| BA03 | grinding wheel holder | 22 | 80 | 10 |
| BA04 | grinding wheel holder | 35 | 34 | 12 |
| BA05 | grinding wheel holder | 35 | 39 | 12 |
| BA06 | grinding wheel holder | 35 | 47 | 12 |
| BA07 | grinding wheel holder | 35 | 80 | 12 |

Check out page 146-147 for locking kits



DRILL POINT HOLDERS

| Code | Description | D | L | M |
|------|-----------------------------|------|----|------|
| BB22 | drill point holder 1/2" gas | 44,5 | 45 | 1/2" |
| BB83 | drill point holder M30 | 44,5 | 45 | M30 |



COLLET CHUCKS W/ COLLET NUT



| Code | Description | D | L | ER |
|------|------------------------------|----|----|------|
| BE01 | collet chuck with collet nut | 50 | 50 | ER32 |
| BE02 | collet chuck with collet nut | 63 | 50 | ER40 |

Check out page 140 for wrenches and page 144 for collets



FLANGE WHEEL HOLDERS



| Code | Description | D | L | L2 | N fori |
|------|---------------------|----|----|----|-----------|
| BA51 | flange wheel holder | 50 | 35 | 5 | 6/M6/TK63 |
| BA52 | flange wheel holder | 50 | 75 | 5 | 6/M6/TK63 |

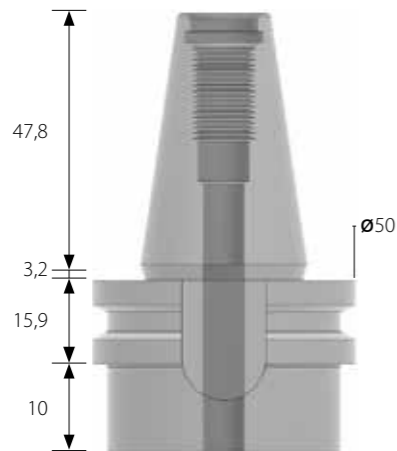
Check out page 146-147 for locking kits



"BAVELLONI" / "POSEIDON" / "NOAT"

Check out page 115 for the complete manufacturing international standards.

SK30 "BAVELLONI"



Connection code
4AM

Compatible pull studs
AAG02




Check from page 148 for all the details on pull studs

• **MANUFACTURING MATERIAL**



ENDURANCE
Cod. Z2

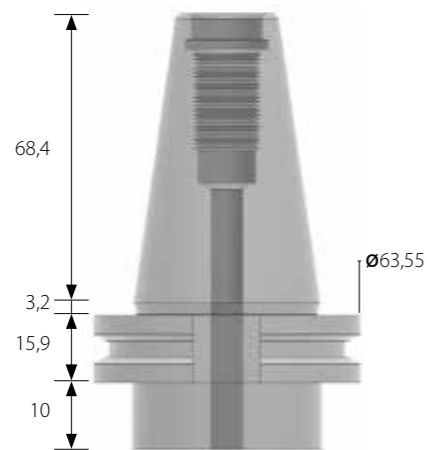
• **OPTIONAL FINISHES***



DARKSIDE
Cod. Z1

* By choosing optional material, the specific hardness may vary.

SK40 "BAVELLONI"



Connection code
4AN

Compatible pull studs
AAF49




Check from page 148 for all the details on pull studs

• **MANUFACTURING MATERIAL**



ENDURANCE
Cod. Z2

• **OPTIONAL FINISHES***



DARKSIDE
Cod. Z1

* By choosing optional material, the specific hardness may vary.

EASY FIT



| Code | Description | D | L | L3 |
|------|-------------|----|----|----|
| BC01 | EASY FIT | 35 | 39 | 7 |
| BC02 | EASY FIT | 35 | 47 | 7 |



Locking kit included, complete with special male and female washers.



GRINDING WHEEL HOLDERS



| Code | Description | D | L | M |
|------|-----------------------|----|----|----|
| BA00 | grinding wheel holder | 22 | 34 | 10 |
| BA01 | grinding wheel holder | 22 | 39 | 10 |
| BA02 | grinding wheel holder | 22 | 47 | 10 |
| BA03 | grinding wheel holder | 22 | 80 | 10 |
| BA04 | grinding wheel holder | 35 | 34 | 12 |
| BA05 | grinding wheel holder | 35 | 39 | 12 |
| BA06 | grinding wheel holder | 35 | 47 | 12 |
| BA07 | grinding wheel holder | 35 | 80 | 12 |

Check out page 146-147 for locking kits




DRILL POINT HOLDERS 4AM

| Code | Description | D | L | M |
|------|-----------------------------|----|-------|------|
| BB12 | drill point holder 1/2" gas | 50 | 16,80 | 1/2" |
| BB85 | drill point holder M30 | 50 | 16,80 | M30 |

DRILL POINT HOLDERS 4AN

| Code | Description | D | L | M |
|------|-----------------------------|-------|-------|------|
| BB13 | drill point holder 1/2" gas | 50 | 25,80 | 1/2" |
| BB11 | drill point holder 1/2" gas | 50 | 50 | 1/2" |
| BB21 | drill point holder 1/2" gas | 44,50 | 10 | 1/2" |
| BB58 | drill point holder M30 | 50 | 50 | M30 |




COLLET CHUCKS W/ COLLET NUT



| Code | Description | D | L | ER |
|------|------------------------------|----|----|------|
| BE00 | collet chuck with collet nut | 42 | 50 | ER25 |
| BE01 | collet chuck with collet nut | 50 | 50 | ER32 |
| BE02 | collet chuck with collet nut | 63 | 50 | ER40 |

Check out page 140 for wrenches and page 144 for collets




FLANGE WHEEL HOLDERS



| Code | Description | D | L | L2 | N fori |
|------|---------------------|----|----|----|-----------|
| BA51 | flange wheel holder | 50 | 35 | 5 | 6/M6/TK63 |
| BA52 | flange wheel holder | 50 | 75 | 5 | 6/M6/TK63 |

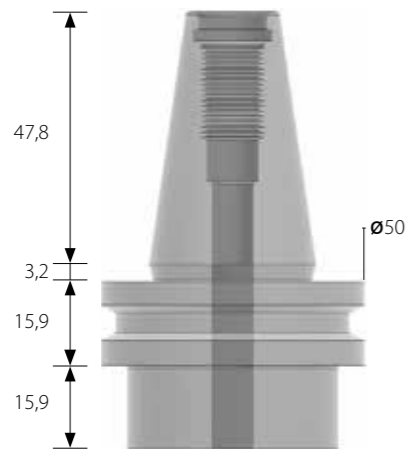
Check out page 146-147 for locking kits



"BIDESE"

Check out page 115 for the complete manufacturing international standards.

SK30 "BIDESE"



Connection code
4BW

Compatible pull studs
AAG02




Check from page 148 for all the details on pull studs

• **MANUFACTURING MATERIAL**



ENDURANCE
Cod. Z2

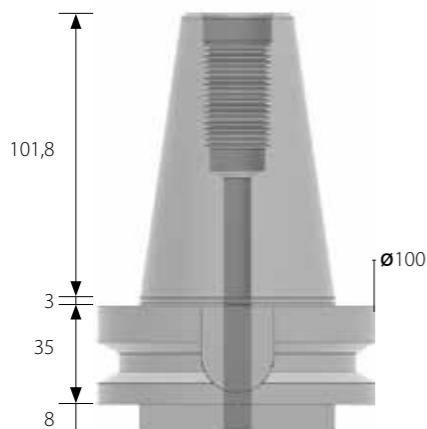
• **OPTIONAL FINISHES***



DARKSIDE
Cod. Z1

* By choosing optional material, the specific hardness may vary.

BT50 "BIDESE"



Connection code
4AI

Compatible pull studs
AAF92



Check from page 148 for all the details on pull studs

• **MANUFACTURING MATERIAL**



ENDURANCE
Cod. Z2

• **OPTIONAL FINISHES***



DARKSIDE
Cod. Z1

* By choosing optional material, the specific hardness may vary.

EASY FIT



| Code | Description | D | L | L3 |
|------|-------------|----|----|----|
| BC00 | EASY FIT | 35 | 34 | 7 |
| BC01 | EASY FIT | 35 | 39 | 7 |
| BC02 | EASY FIT | 35 | 47 | 7 |



Locking kit included, complete with special male and female washers.

GRINDING WHEEL HOLDERS



| Code | Description | D | L | M |
|------|-----------------------|----|----|----|
| BA00 | grinding wheel holder | 22 | 34 | 10 |
| BA01 | grinding wheel holder | 22 | 39 | 10 |
| BA02 | grinding wheel holder | 22 | 47 | 10 |
| BA03 | grinding wheel holder | 22 | 80 | 10 |
| BA04 | grinding wheel holder | 35 | 34 | 12 |
| BA05 | grinding wheel holder | 35 | 39 | 12 |
| BA06 | grinding wheel holder | 35 | 47 | 12 |
| BA07 | grinding wheel holder | 35 | 80 | 12 |

Check out page 146-147 for locking kits




DRILL POINT HOLDERS 4BW

| Code | Description | D | L | M |
|------|-----------------------------|----|----|------|
| BB01 | drill point holder 1/2" gas | 40 | 40 | 1/2" |
| BB52 | drill point holder M30 | 40 | 40 | M30 |

DRILL POINT HOLDERS 4AI

| Code | Description | D | L | M |
|------|-----------------------------|----|----|------|
| BB18 | drill point holder 1/2" gas | 45 | 50 | 1/2" |
| BB61 | drill point holder M30 | 45 | 50 | M30 |




COLLET CHUCKS W/ COLLET NUT



| Code | Description | D | L | ER |
|------|------------------------------|----|----|------|
| BE00 | collet chuck with collet nut | 42 | 50 | ER25 |
| BE01 | collet chuck with collet nut | 50 | 50 | ER32 |
| BE02 | collet chuck with collet nut | 63 | 50 | ER40 |

Check out page 140 for wrenches and page 144 for collets



FLANGE WHEEL HOLDERS



| Code | Description | D | L | L2 | N fori |
|------|---------------------|----|----|----|-----------|
| BA51 | flange wheel holder | 50 | 35 | 5 | 6/M6/TK63 |
| BA52 | flange wheel holder | 50 | 75 | 5 | 6/M6/TK63 |

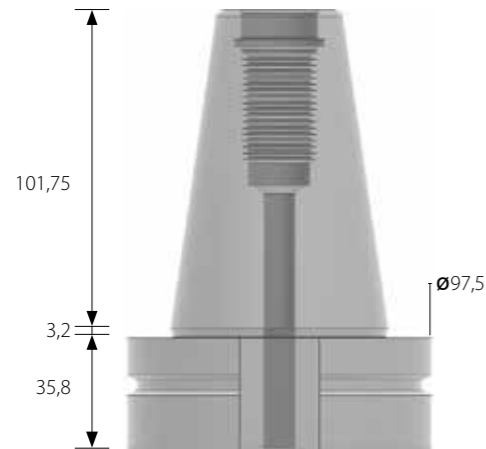
Check out page 146-147 for locking kits



"BIESSE"

Check out page 115 for the complete manufacturing international standards.

SK50 "BIESSE"



Connection code
4AP

Compatible pull studs
AAF51



Check from page 148 for all the details on pull studs

• **MANUFACTURING MATERIAL**



• **OPTIONAL FINISHES***



* By choosing optional material, the specific hardness may vary.

EASY FIT



| Code | Description | D | L | L3 |
|------|-------------|----|----|----|
| BC01 | EASY FIT | 35 | 39 | 7 |
| BC02 | EASY FIT | 35 | 47 | 7 |



Locking kit included, complete with special male and female washers.




GRINDING WHEEL HOLDERS




| Code | Description | D | L | M |
|------|-----------------------|----|----|----|
| BA00 | grinding wheel holder | 22 | 34 | 10 |
| BA01 | grinding wheel holder | 22 | 39 | 10 |
| BA02 | grinding wheel holder | 22 | 47 | 10 |
| BA03 | grinding wheel holder | 22 | 80 | 10 |
| BA04 | grinding wheel holder | 35 | 34 | 12 |
| BA05 | grinding wheel holder | 35 | 39 | 12 |
| BA06 | grinding wheel holder | 35 | 47 | 12 |
| BA07 | grinding wheel holder | 35 | 80 | 12 |

Check out page 146-147 for locking kits



DRILL POINT HOLDERS

| Code | Description | D | L | M |
|------|-----------------------------|----|----|------|
| BB14 | drill point holder 1/2" gas | 50 | 15 | 1/2" |
| BB89 | drill point holder M30 | 50 | 15 | M30 |



COLLET CHUCKS W/ COLLET NUT



| Code | Description | D | L | ER |
|------|------------------------------|----|----|------|
| BE01 | collet chuck with collet nut | 50 | 50 | ER32 |
| BE02 | collet chuck with collet nut | 63 | 50 | ER40 |

Check out page 140 for wrenches and page 144 for collets



FLANGE WHEEL HOLDERS



| Code | Description | D | L | L2 | N fori |
|------|---------------------|----|----|----|-----------|
| BA51 | flange wheel holder | 50 | 35 | 5 | 6/M6/TK63 |
| BA52 | flange wheel holder | 50 | 75 | 5 | 6/M6/TK63 |

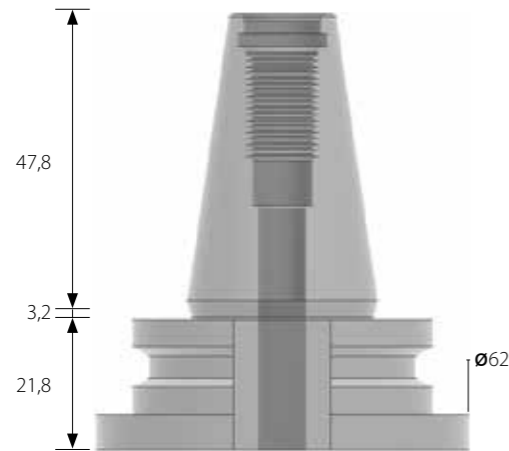
Check out page 146-147 for locking kits



"BIMATECH"

Check out page 115 for the complete manufacturing international standards.

SK30 "BIMATECH"



Connection code
4AQ

Compatible pull studs
AAG02




Check from page 148 for all the details on pull studs

• **MANUFACTURING MATERIAL**



ENDURANCE
Cod. **Z2**

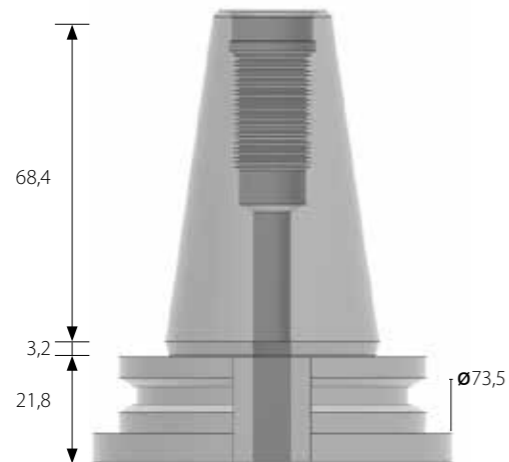
• **OPTIONAL FINISHES***



DARKSIDE
Cod. **Z1**

* By choosing optional material, the specific hardness may vary.

SK40 "BIMATECH"



Connection code
4AR

Compatible pull studs
AAG05



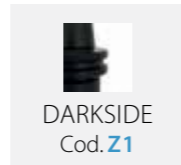
Check from page 148 for all the details on pull studs

• **MANUFACTURING MATERIAL**



ENDURANCE
Cod. **Z2**

• **OPTIONAL FINISHES***



DARKSIDE
Cod. **Z1**

* By choosing optional material, the specific hardness may vary.

EASY FIT



| Code | Description | D | L | L3 |
|------|-------------|----|----|----|
| BC01 | EASY FIT | 35 | 39 | 7 |
| BC02 | EASY FIT | 35 | 47 | 7 |



Locking kit included, complete with special male and female washers.




GRINDING WHEEL HOLDERS




| Code | Description | D | L | M |
|------|-----------------------|----|----|----|
| BA00 | grinding wheel holder | 22 | 34 | 10 |
| BA01 | grinding wheel holder | 22 | 39 | 10 |
| BA02 | grinding wheel holder | 22 | 47 | 10 |
| BA03 | grinding wheel holder | 22 | 80 | 10 |
| BA13 | grinding wheel holder | 35 | 34 | 10 |
| BA14 | grinding wheel holder | 35 | 39 | 10 |
| BA15 | grinding wheel holder | 35 | 47 | 10 |
| BA16 | grinding wheel holder | 35 | 80 | 10 |

Check out page 146-147 for locking kits



DRILL POINT HOLDERS

| Code | Description | D | L | M |
|------|-----------------------------|---|---|------|
| BB30 | drill point holder 1/2" gas | 0 | 0 | 1/2" |
| BB80 | drill point holder M30 | 0 | 0 | M30 |



COLLET CHUCKS W/ COLLET NUT



| Code | Description | D | L | ER |
|------|------------------------------|----|----|------|
| BE00 | collet chuck with collet nut | 42 | 50 | ER25 |
| BE01 | collet chuck with collet nut | 50 | 50 | ER32 |
| BE02 | collet chuck with collet nut | 63 | 50 | ER40 |

Check out page 140 for wrenches and page 144 for collets




FLANGE WHEEL HOLDERS



| Code | Description | D | L | L2 | N fori |
|------|---------------------|----|----|----|-----------|
| BA53 | flange wheel holder | 50 | 5 | 5 | 6/M6/TK63 |
| BA52 | flange wheel holder | 50 | 75 | 5 | 6/M6/TK63 |

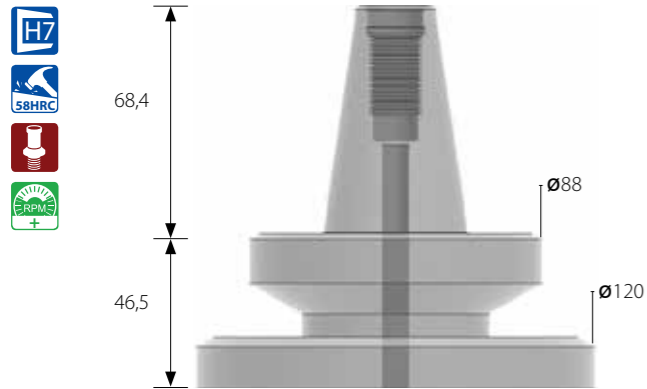
Check out page 146-147 for locking kits



"BISTRONICS"

Check out page 115 for the complete manufacturing international standards.

SK40 "BISTRONICS"



Connection code
4CA

Compatible pull studs
AAF49




Check from page 148 for all the details on pull studs

• **MANUFACTURING MATERIAL**



• **OPTIONAL FINISHES***



* By choosing optional material, the specific hardness may vary.

EASY FIT



| Code | Description | D | L | L3 |
|------|-------------|----|----|----|
| BC01 | EASY FIT | 35 | 39 | 7 |
| BC02 | EASY FIT | 35 | 47 | 7 |



Locking kit included, complete with special male and female washers.




GRINDING WHEEL HOLDERS




| Code | Description | D | L | M |
|------|-----------------------|----|----|----|
| BA00 | grinding wheel holder | 22 | 34 | 10 |
| BA01 | grinding wheel holder | 22 | 39 | 10 |
| BA02 | grinding wheel holder | 22 | 47 | 10 |
| BA03 | grinding wheel holder | 22 | 80 | 10 |
| BA04 | grinding wheel holder | 35 | 34 | 12 |
| BA05 | grinding wheel holder | 35 | 39 | 12 |
| BA06 | grinding wheel holder | 35 | 47 | 12 |
| BA07 | grinding wheel holder | 35 | 80 | 12 |

Check out page 146-147 for locking kits



DRILL POINT HOLDERS

| Code | Description | D | L | M |
|------|-----------------------------|----|----|------|
| BB19 | drill point holder 1/2" gas | 45 | 25 | 1/2" |
| BB63 | drill point holder M30 | 45 | 25 | M30 |



COLLET CHUCKS W/ COLLET NUT



| Code | Description | D | L | ER |
|------|------------------------------|----|----|------|
| BE01 | collet chuck with collet nut | 50 | 50 | ER32 |
| BE02 | collet chuck with collet nut | 63 | 50 | ER40 |

Check out page 140 for wrenches and page 144 for collets



FLANGE WHEEL HOLDERS



| Code | Description | D | L | L2 | N fori |
|------|---------------------|----|----|----|-----------|
| BA51 | flange wheel holder | 50 | 35 | 5 | 6/M6/TK63 |
| BA52 | flange wheel holder | 50 | 75 | 5 | 6/M6/TK63 |

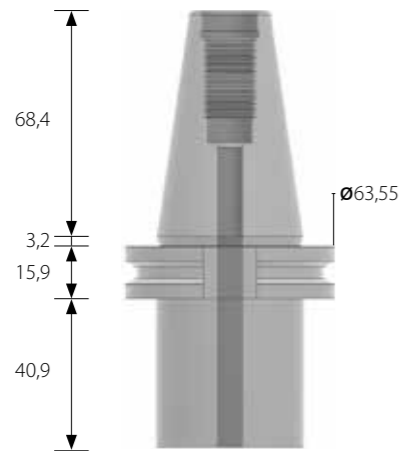
Check out page 146-147 for locking kits



"BRETON"

Check out page 115 for the complete manufacturing international standards.

SK40 "BRETON"



Connection code
4AS

Compatible pull studs
AAG04




Check from page 148 for all the details on pull studs

• **MANUFACTURING MATERIAL**



ENDURANCE
Cod. Z2

• **OPTIONAL FINISHES***



DARKSIDE
Cod. Z1

* By choosing optional material, the specific hardness may vary.

EASY FIT



| Code | Description | D | L | L3 |
|------|-------------|----|----|----|
| BC01 | EASY FIT | 35 | 39 | 7 |
| BC02 | EASY FIT | 35 | 47 | 7 |



Locking kit included, complete with special male and female washers.




GRINDING WHEEL HOLDERS




| Code | Description | D | L | M |
|------|-----------------------|----|----|----|
| BA00 | grinding wheel holder | 22 | 32 | 10 |
| BA01 | grinding wheel holder | 22 | 39 | 10 |
| BA02 | grinding wheel holder | 22 | 47 | 10 |
| BA03 | grinding wheel holder | 22 | 80 | 10 |
| BA04 | grinding wheel holder | 35 | 34 | 12 |
| BA05 | grinding wheel holder | 35 | 39 | 12 |
| BA06 | grinding wheel holder | 35 | 47 | 12 |
| BA07 | grinding wheel holder | 35 | 80 | 12 |

Check out page 146-147 for locking kits



DRILL POINT HOLDERS

| Code | Description | D | L | M |
|------|-----------------------------|-------|------|------|
| BB23 | drill point holder 1/2" gas | 44,70 | 50,9 | 1/2" |
| BB82 | drill point holder M30 | 44,70 | 45 | M30 |



COLLET CHUCKS W/ COLLET NUT



| Code | Description | D | L | ER |
|------|------------------------------|----|----|------|
| BE01 | collet chuck with collet nut | 50 | 50 | ER32 |
| BE02 | collet chuck with collet nut | 63 | 50 | ER40 |

Check out page 140 for wrenches and page 144 for collets



FLANGE WHEEL HOLDERS



| Code | Description | D | L | L2 | N fori |
|------|---------------------|----|----|----|-----------|
| BA51 | flange wheel holder | 50 | 35 | 5 | 6/M6/TK63 |
| BA52 | flange wheel holder | 50 | 75 | 5 | 6/M6/TK63 |

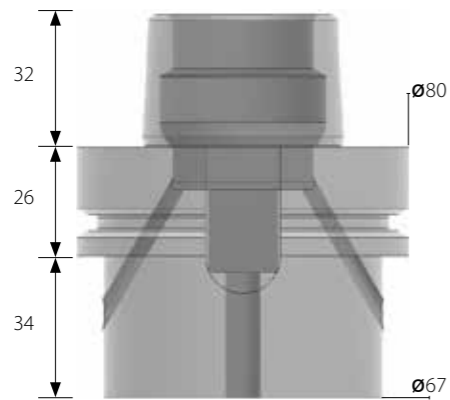
Check out page 146-147 for locking kits



"BRETON"

Check out page 115 for the complete manufacturing international standards.

HSK80B "BRETON"



Connection code
3AE

Compatible cooling tube
AAG13




Check page 154 all the details on cooling tubes

• MANUFACTURING MATERIAL

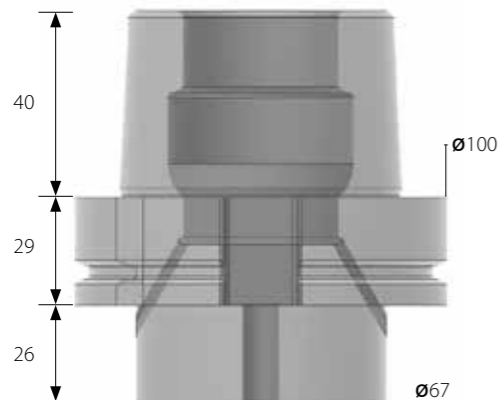


• OPTIONAL FINISHES*




* By choosing optional material, the specific hardness may vary.

HSK100B "BRETON"



Connection code
3AF

Compatible cooling tube
AAG14




Check page 154 all the details on cooling tubes

• MANUFACTURING MATERIAL



• OPTIONAL FINISHES*



* By choosing optional material, the specific hardness may vary.

EASY FIT



| Code | Description | D | L | L3 |
|------|-------------|----|----|----|
| BC00 | EASY FIT | 35 | 34 | 7 |
| BC01 | EASY FIT | 35 | 39 | 7 |
| BC02 | EASY FIT | 35 | 47 | 7 |



Locking kit included, complete with special male and female washers.

GRINDING WHEEL HOLDERS




| Code | Description | D | L | M |
|------|-----------------------|----|----|----|
| BA00 | grinding wheel holder | 22 | 32 | 10 |
| BA01 | grinding wheel holder | 22 | 39 | 10 |
| BA02 | grinding wheel holder | 22 | 47 | 10 |
| BA03 | grinding wheel holder | 22 | 80 | 10 |
| BA04 | grinding wheel holder | 35 | 34 | 12 |
| BA05 | grinding wheel holder | 35 | 39 | 12 |
| BA06 | grinding wheel holder | 35 | 47 | 12 |
| BA07 | grinding wheel holder | 35 | 80 | 12 |

Check out page 146-147 for locking kits



DRILL POINT HOLDERS

| Code | Description | D | L | M |
|------|-----------------------------|----|----|------|
| BB29 | drill point holder 1/2" gas | 67 | 44 | 1/2" |
| BB81 | drill point holder M30 | 67 | 44 | M30 |



COLLET CHUCKS W/ COLLET NUT



| Code | Description | D | L | ER |
|------|------------------------------|----|----|------|
| BE01 | collet chuck with collet nut | 50 | 50 | ER32 |
| BE02 | collet chuck with collet nut | 63 | 50 | ER40 |

Check out page 140 for wrenches and page 144 for collets



FLANGE WHEEL HOLDERS



| Code | Description | D | L | L2 | N fori |
|------|---------------------|----|----|----|-----------|
| BA51 | flange wheel holder | 50 | 35 | 5 | 6/M6/TK63 |
| BA52 | flange wheel holder | 50 | 75 | 5 | 6/M6/TK63 |

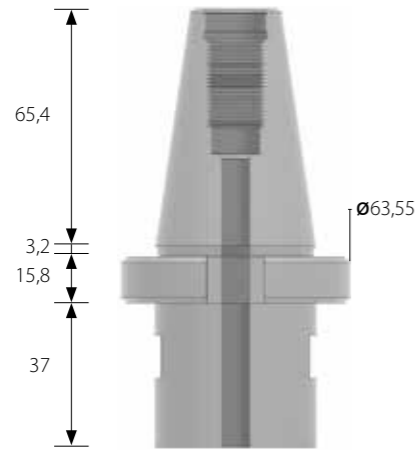
Check out page 146-147 for locking kits



"BURKHARDT"

Check out page 115 for the complete manufacturing international standards.

BT40 "BURKHARDT"



Connection code
4CS

Compatible pull studs
AAF49




Check from page 148 for all the details on pull studs

• **MANUFACTURING MATERIAL**



• **OPTIONAL FINISHES***



* By choosing optional material, the specific hardness may vary.

EASY FIT



| Code | Description | D | L | L3 |
|------|-------------|----|----|----|
| BC01 | EASY FIT | 35 | 39 | 7 |
| BC02 | EASY FIT | 35 | 47 | 7 |



Locking kit included, complete with special male and female washers.




GRINDING WHEEL HOLDERS




| Code | Description | D | L | M |
|------|-----------------------|----|----|----|
| BA00 | grinding wheel holder | 22 | 34 | 10 |
| BA01 | grinding wheel holder | 22 | 39 | 10 |
| BA02 | grinding wheel holder | 22 | 47 | 10 |
| BA03 | grinding wheel holder | 22 | 80 | 10 |
| BA04 | grinding wheel holder | 35 | 34 | 12 |
| BA05 | grinding wheel holder | 35 | 39 | 12 |
| BA06 | grinding wheel holder | 35 | 47 | 12 |
| BA07 | grinding wheel holder | 35 | 80 | 12 |

Check out page 146-147 for locking kits



DRILL POINT HOLDERS

| Code | Description | D | L | M |
|------|-----------------------------|----|----|------|
| BB32 | drill point holder 1/2" gas | 44 | 27 | 1/2" |
| BB60 | drill point holder M30 | 44 | 27 | M30 |



COLLET CHUCKS W/ COLLET NUT



| Code | Description | D | L | ER |
|------|------------------------------|----|----|------|
| BE01 | collet chuck with collet nut | 50 | 50 | ER32 |
| BE02 | collet chuck with collet nut | 63 | 50 | ER40 |

Check out page 140 for wrenches and page 144 for collets



FLANGE WHEEL HOLDERS



| Code | Description | D | L | L2 | N fori |
|------|---------------------|----|----|----|-----------|
| BA51 | flange wheel holder | 50 | 35 | 5 | 6/M6/TK63 |
| BA52 | flange wheel holder | 50 | 75 | 5 | 6/M6/TK63 |

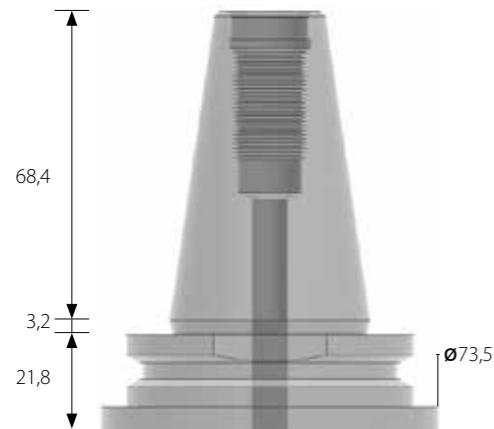
Check out page 146-147 for locking kits



"BUSETTI" / "VERTMAX"

Check out page 115 for the complete manufacturing international standards.

SK40 "BUSETTI" / "VERTMAX"



Connection code
4AT

Compatible pull studs
AAG04



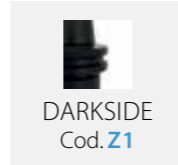
Check from page 148 for all the details on pull studs

• **MANUFACTURING MATERIAL**



ENDURANCE
Cod. **Z2**

• **OPTIONAL FINISHES***



DARKSIDE
Cod. **Z1**

* By choosing optional material, the specific hardness may vary.

EASY FIT



| Code | Description | D | L | L3 |
|------|-------------|----|----|----|
| BC01 | EASY FIT | 35 | 39 | 7 |
| BC02 | EASY FIT | 35 | 47 | 7 |



Locking kit included, complete with special male and female washers.




GRINDING WHEEL HOLDERS




| Code | Description | D | L | M |
|------|-----------------------|----|----|----|
| BA00 | grinding wheel holder | 22 | 34 | 10 |
| BA01 | grinding wheel holder | 22 | 39 | 10 |
| BA02 | grinding wheel holder | 22 | 47 | 10 |
| BA03 | grinding wheel holder | 22 | 80 | 10 |
| BA13 | grinding wheel holder | 35 | 34 | 10 |
| BA14 | grinding wheel holder | 35 | 39 | 10 |
| BA15 | grinding wheel holder | 35 | 47 | 10 |
| BA16 | grinding wheel holder | 35 | 80 | 10 |

Check out page 146-147 for locking kits



DRILL POINT HOLDERS

| Code | Description | D | L | M |
|------|-----------------------------|---|---|------|
| BB30 | drill point holder 1/2" gas | 0 | 0 | 1/2" |
| BB80 | drill point holder M30 | 0 | 0 | M30 |



COLLET CHUCKS W/ COLLET NUT



| Code | Description | D | L | ER |
|------|------------------------------|----|----|------|
| BE01 | collet chuck with collet nut | 50 | 50 | ER32 |
| BE02 | collet chuck with collet nut | 63 | 50 | ER40 |

Check out page 140 for wrenches and page 144 for collets



FLANGE WHEEL HOLDERS



| Code | Description | D | L | L2 | N fori |
|------|---------------------|----|----|----|-----------|
| BA53 | flange wheel holder | 50 | 5 | 5 | 6/M6/TK63 |
| BA52 | flange wheel holder | 50 | 75 | 5 | 6/M6/TK63 |

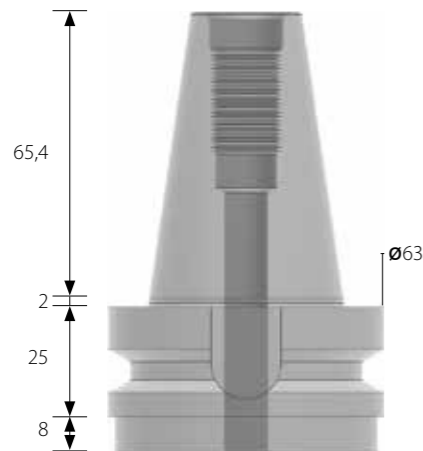
Check out page 146-147 for locking kits



"CEI"

Check out page 115 for the complete manufacturing international standards.

BT40 "CEI"



Connection code
4AH

Compatible pull studs
AAG06




Check from page 148 for all the details on pull studs

• **MANUFACTURING MATERIAL**



ENDURANCE
Cod. **Z2**

• **OPTIONAL FINISHES***



DARKSIDE
Cod. **Z1**

* By choosing optional material, the specific hardness may vary.

EASY FIT



| Code | Description | D | L | L3 |
|------|-------------|----|----|----|
| BC00 | EASY FIT | 35 | 34 | 7 |
| BC01 | EASY FIT | 35 | 39 | 7 |
| BC02 | EASY FIT | 35 | 47 | 7 |



Locking kit included, complete with special male and female washers.



GRINDING WHEEL HOLDERS




| Code | Description | D | L | M |
|------|-----------------------|----|----|----|
| BA00 | grinding wheel holder | 22 | 34 | 10 |
| BA01 | grinding wheel holder | 22 | 39 | 10 |
| BA02 | grinding wheel holder | 22 | 47 | 10 |
| BA03 | grinding wheel holder | 22 | 80 | 10 |
| BA04 | grinding wheel holder | 35 | 34 | 12 |
| BA05 | grinding wheel holder | 35 | 39 | 12 |
| BA06 | grinding wheel holder | 35 | 47 | 12 |
| BA07 | grinding wheel holder | 35 | 80 | 12 |

Check out page 146-147 for locking kits



DRILL POINT HOLDERS

| Code | Description | D | L | M |
|------|-----------------------------|----|----|------|
| BB17 | drill point holder 1/2" gas | 45 | 45 | 1/2" |
| BB62 | drill point holder M30 | 45 | 45 | M30 |



COLLET CHUCKS W/ COLLET NUT



| Code | Description | D | L | ER |
|------|------------------------------|----|----|------|
| BE00 | collet chuck with collet nut | 42 | 50 | ER25 |
| BE01 | collet chuck with collet nut | 50 | 50 | ER30 |

Check out page 140 for wrenches and page 144 for collets



FLANGE WHEEL HOLDERS



| Code | Description | D | L | L2 | N fori |
|------|---------------------|----|----|----|-----------|
| BA51 | flange wheel holder | 50 | 35 | 5 | 6/M6/TK63 |
| BA52 | flange wheel holder | 50 | 75 | 5 | 6/M6/TK63 |

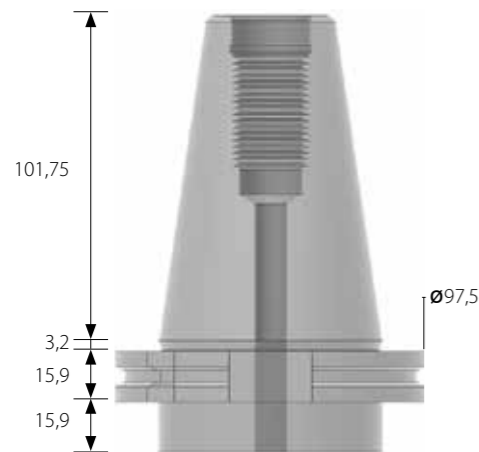
Check out page 146-147 for locking kits



"CEI"

Check out page 115 for the complete manufacturing international standards.

SK50 "CEI" DIN69871/A



Connection code
4AC

Compatible pull studs
AAF51



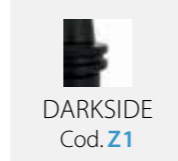
Check from page 148 for all the details on pull studs

• MANUFACTURING MATERIAL



ENDURANCE
Cod. **Z2**

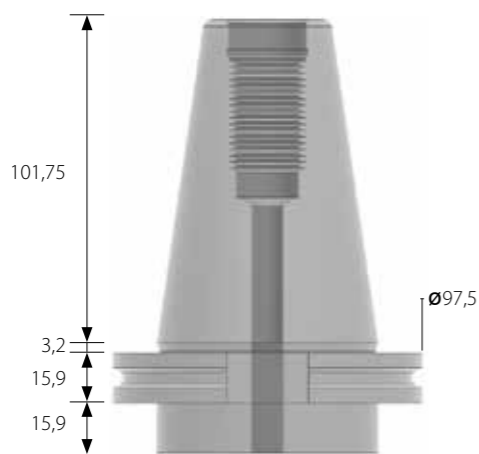
• OPTIONAL FINISHES*



DARKSIDE
Cod. **Z1**

* By choosing optional material, the specific hardness may vary.

SK50 "CEI"



Connection code
4BR

Compatible pull studs
AAF51



Check from page 148 for all the details on pull studs

• MANUFACTURING MATERIAL



ENDURANCE
Cod. **Z2**

• OPTIONAL FINISHES*



DARKSIDE
Cod. **Z1**

* By choosing optional material, the specific hardness may vary.

EASY FIT



| Code | Description | D | L | L3 |
|------|-------------|----|----|----|
| BC01 | EASY FIT | 35 | 39 | 7 |
| BC02 | EASY FIT | 35 | 47 | 7 |




Locking kit included, complete with special male and female washers.

GRINDING WHEEL HOLDERS



| Code | Description | D | L | M |
|------|-----------------------|----|----|----|
| BA00 | grinding wheel holder | 22 | 34 | 10 |
| BA01 | grinding wheel holder | 22 | 39 | 10 |
| BA02 | grinding wheel holder | 22 | 47 | 10 |
| BA03 | grinding wheel holder | 22 | 80 | 10 |
| BA04 | grinding wheel holder | 35 | 34 | 12 |
| BA05 | grinding wheel holder | 35 | 39 | 12 |
| BA06 | grinding wheel holder | 35 | 47 | 12 |
| BA07 | grinding wheel holder | 35 | 80 | 12 |

Check out page 146-147 for locking kits



DRILL POINT HOLDERS

| Code | Description | D | L | M |
|------|-----------------------------|----|----|------|
| BB05 | drill point holder 1/2" gas | 40 | 50 | 1/2" |
| BB06 | drill point holder M30 | 40 | 80 | 1/2" |
| BB54 | drill point holder M30 | 40 | 50 | M30 |
| BB51 | drill point holder M30 | 40 | 80 | M30 |




COLLET CHUCKS W/ COLLET NUT



| Code | Description | D | L | ER |
|------|------------------------------|----|----|------|
| BE01 | collet chuck with collet nut | 50 | 50 | ER32 |
| BE02 | collet chuck with collet nut | 63 | 50 | ER40 |

Check out page 140 for wrenches and page 144 for collets



FLANGE WHEEL HOLDERS



| Code | Description | D | L | L2 | N fori |
|------|---------------------|----|----|----|-----------|
| BA51 | flange wheel holder | 50 | 35 | 5 | 6/M6/TK63 |
| BA52 | flange wheel holder | 50 | 75 | 5 | 6/M6/TK63 |

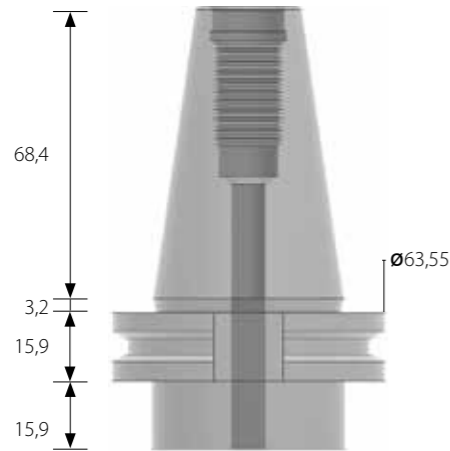
Check out page 146-147 for locking kits



"CHIARINI"/"PEDRINI"

Check out page 115 for the complete manufacturing international standards.

SK40 "CHIARINI"/"PEDRINI"



Connection code
4AU

Compatible pull studs
AAG04



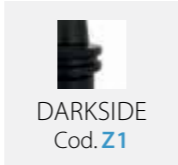
Check from page 148 for all the details on pull studs

• **MANUFACTURING MATERIAL**



ENDURANCE
Cod. Z2

• **OPTIONAL FINISHES***



DARKSIDE
Cod. Z1

* By choosing optional material, the specific hardness may vary.

EASY FIT



| Code | Description | D | L | L3 |
|------|-------------|----|----|----|
| BC01 | EASY FIT | 35 | 39 | 7 |
| BC02 | EASY FIT | 35 | 47 | 7 |



Locking kit included, complete with special male and female washers.

GRINDING WHEEL HOLDERS




| Code | Description | D | L | M |
|------|-----------------------|----|----|----|
| BA00 | grinding wheel holder | 22 | 34 | 10 |
| BA01 | grinding wheel holder | 22 | 39 | 10 |
| BA02 | grinding wheel holder | 22 | 47 | 10 |
| BA03 | grinding wheel holder | 22 | 80 | 10 |
| BA04 | grinding wheel holder | 35 | 34 | 12 |
| BA05 | grinding wheel holder | 35 | 39 | 12 |
| BA06 | grinding wheel holder | 35 | 47 | 12 |
| BA07 | grinding wheel holder | 35 | 80 | 12 |

Check out page 146-147 for locking kits



DRILL POINT HOLDERS

| Code | Description | D | L | M |
|------|-----------------------------|----|------|------|
| BB15 | drill point holder 1/2" gas | 45 | 34,1 | 1/2" |
| BB64 | drill point holder M30 | 45 | 34,1 | M30 |



COLLET CHUCKS W/ COLLET NUT



| Code | Description | D | L | ER |
|------|------------------------------|----|----|------|
| BE01 | collet chuck with collet nut | 50 | 50 | ER32 |
| BE02 | collet chuck with collet nut | 63 | 50 | ER40 |

Check out page 140 for wrenches and page 144 for collets



FLANGE WHEEL HOLDERS



| Code | Description | D | L | L2 | N fori |
|------|---------------------|----|----|----|-----------|
| BA51 | flange wheel holder | 50 | 35 | 5 | 6/M6/TK63 |
| BA52 | flange wheel holder | 50 | 75 | 5 | 6/M6/TK63 |

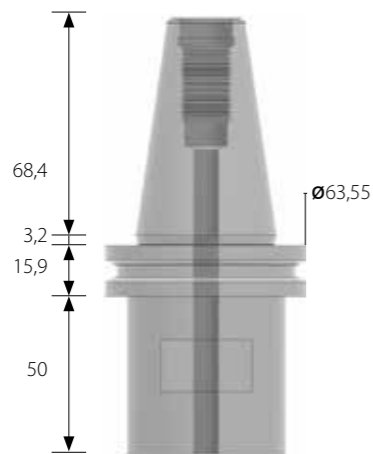
Check out page 146-147 for locking kits



"CMS BREMBANA" NT

Check out page 115 for the complete manufacturing international standards.

SK40 "BREMBANA" NT



Connection code
4AV

Compatible pull studs
AAF49




Check from page 148 for all the details on pull studs

• **MANUFACTURING MATERIAL**



ENDURANCE
Cod. Z2

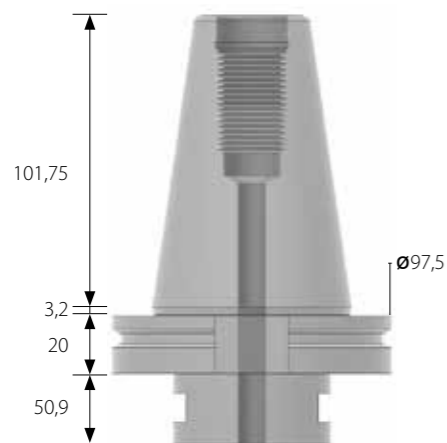
• **OPTIONAL FINISHES***



DARKSIDE
Cod. Z1

* By choosing optional material, the specific hardness may vary.

SK50 "BREMBANA" NT



Connection code
4AY

Compatible pull studs
AAF51



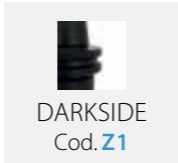
Check from page 148 for all the details on pull studs

• **MANUFACTURING MATERIAL**



ENDURANCE
Cod. Z2

• **OPTIONAL FINISHES***



DARKSIDE
Cod. Z1

* By choosing optional material, the specific hardness may vary.

EASY FIT



| Code | Description | D | L | L2 |
|------|-------------|----|----|----|
| BC01 | EASY FIT | 35 | 39 | 7 |
| BC02 | EASY FIT | 35 | 47 | 7 |



Locking kit included, complete with special male and female washers.




GRINDING WHEEL HOLDERS



| Code | Description | D | L | M |
|------|-----------------------|----|----|----|
| BA00 | grinding wheel holder | 22 | 34 | 10 |
| BA01 | grinding wheel holder | 22 | 39 | 10 |
| BA02 | grinding wheel holder | 22 | 47 | 10 |
| BA03 | grinding wheel holder | 22 | 80 | 10 |
| BA04 | grinding wheel holder | 35 | 34 | 12 |
| BA05 | grinding wheel holder | 35 | 39 | 12 |
| BA06 | grinding wheel holder | 35 | 47 | 12 |
| BA07 | grinding wheel holder | 35 | 80 | 12 |

Check out page 146-147 for locking kits



DRILL POINT HOLDERS SK40

| Code | Description | D | L | M |
|------|-----------------------------|----|----|------|
| BB11 | drill point holder 1/2" gas | 50 | 50 | 1/2" |
| BB16 | drill point holder 1/2" gas | 50 | 62 | 1/2" |
| BB58 | drill point holder M30 | 50 | 50 | M30 |

DRILL POINT HOLDERS SK50

| Code | Description | D | L | M |
|------|-----------------------------|----|-------|------|
| BB25 | drill point holder 1/2" gas | 55 | 50,90 | 1/2" |
| BB70 | drill point holder M30 | 55 | 50,90 | M30 |

COLLET CHUCKS W/ COLLET NUT



| Code | Description | D | L | ER |
|------|------------------------------|----|----|------|
| BE01 | collet chuck with collet nut | 50 | 50 | ER32 |
| BE02 | collet chuck with collet nut | 63 | 50 | ER40 |

Check out page 140 for wrenches and page 144 for collets



FLANGE WHEEL HOLDERS



| Code | Description | D | L | L2 | N fori |
|------|---------------------|----|----|----|-----------|
| BA51 | flange wheel holder | 50 | 35 | 5 | 6/M6/TK63 |
| BA52 | flange wheel holder | 50 | 75 | 5 | 6/M6/TK63 |

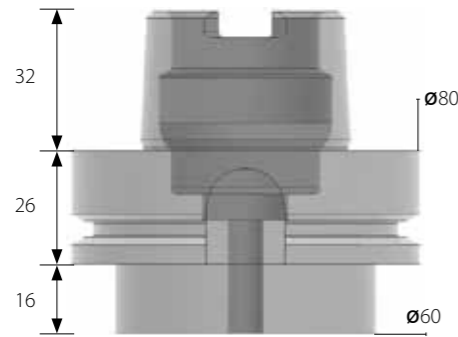
Check out page 146-147 for locking kits



CMS BREMBANA


Check out page 115 for the complete manufacturing international standards.

HSK80 "BREMBANA"



Connection code
3AG

Compatible cooling tube
AAG13



Check page 154 for all the details on cooling tubes

• **MANUFACTURING MATERIAL**



• **OPTIONAL FINISHES***



* By choosing optional material, the specific hardness may vary.

EASY FIT



| Code | Description | D | L | L3 |
|-------------|-------------|----|----|----|
| BC01 | EASY FIT | 35 | 39 | 7 |
| BC02 | EASY FIT | 35 | 47 | 7 |



Locking kit included, complete with special male and female washers.



GRINDING WHEEL HOLDERS




| Code | Description | D | L | M |
|-------------|-----------------------|----|----|----|
| BA00 | grinding wheel holder | 22 | 34 | 10 |
| BA01 | grinding wheel holder | 22 | 39 | 10 |
| BA02 | grinding wheel holder | 22 | 47 | 10 |
| BA03 | grinding wheel holder | 22 | 80 | 10 |
| BA04 | grinding wheel holder | 35 | 34 | 12 |
| BA05 | grinding wheel holder | 35 | 39 | 12 |
| BA06 | grinding wheel holder | 35 | 47 | 12 |
| BA07 | grinding wheel holder | 35 | 80 | 12 |

Check out page 146-147 for locking kits



DRILL POINT HOLDERS

| Code | Description | D | L | M |
|-------------|-----------------------------|----|----|------|
| BB11 | drill point holder 1/2" gas | 50 | 50 | 1/2" |
| BB58 | drill point holder M30 | 50 | 50 | M30 |



COLLET CHUCKS W/ COLLET NUT



| Code | Description | D | L | ER |
|-------------|------------------------------|----|----|------|
| BE01 | collet chuck with collet nut | 50 | 50 | ER32 |
| BE02 | collet chuck with collet nut | 50 | 50 | ER40 |

Check out page 140 for wrenches and page 144 for collets



FLANGE WHEEL HOLDERS



| Code | Description | D | L | L2 | N fori |
|-------------|---------------------|----|----|----|-----------|
| BA51 | flange wheel holder | 50 | 35 | 5 | 6/M6/TK63 |
| BA52 | flange wheel holder | 50 | 75 | 5 | 6/M6/TK63 |

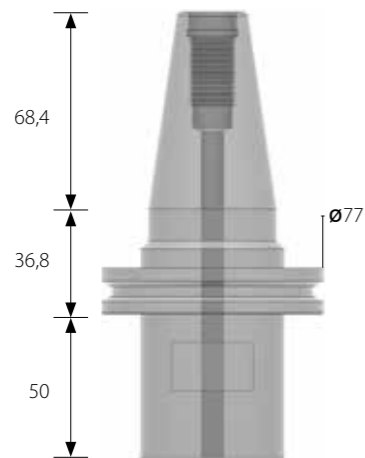
Check out page 146-147 for locking kits



"CMS BREMBANA" OT

Check out page 115 for the complete manufacturing international standards.

SK40 "BREMBANA" OT



Connection code
4AZ

Compatible pull studs
AAF49

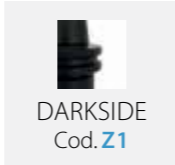


Check from page 148 for all the details on pull studs

• **MANUFACTURING MATERIAL**



• **OPTIONAL FINISHES***



* By choosing optional material, the specific hardness may vary.

EASY FIT



| Code | Description | D | L | L3 |
|------|-------------|----|----|----|
| BC01 | EASY FIT | 35 | 39 | 7 |
| BC02 | EASY FIT | 35 | 47 | 7 |



Locking kit included, complete with special male and female washers.



GRINDING WHEEL HOLDERS




| Code | Description | D | L | M |
|------|-----------------------|----|----|----|
| BA00 | grinding wheel holder | 22 | 34 | 10 |
| BA01 | grinding wheel holder | 22 | 39 | 10 |
| BA02 | grinding wheel holder | 22 | 47 | 10 |
| BA03 | grinding wheel holder | 22 | 80 | 10 |
| BA04 | grinding wheel holder | 35 | 34 | 12 |
| BA05 | grinding wheel holder | 35 | 39 | 12 |
| BA06 | grinding wheel holder | 35 | 47 | 12 |
| BA07 | grinding wheel holder | 35 | 80 | 12 |

Check out page 146-147 for locking kits



DRILL POINT HOLDERS

| Code | Description | D | L | M |
|------|-----------------------------|----|----|------|
| BB17 | drill point holder 1/2" gas | 45 | 45 | 1/2" |
| BB62 | drill point holder M30 | 45 | 45 | M30 |



COLLET CHUCKS W/ COLLET NUT



| Code | Description | D | L | ER |
|------|------------------------------|----|----|------|
| BE01 | collet chuck with collet nut | 50 | 50 | ER32 |
| BE02 | collet chuck with collet nut | 63 | 50 | ER40 |

Check out page 140 for wrenches and page 144 for collets



FLANGE WHEEL HOLDERS



| Code | Description | D | L | L2 | N fori |
|------|---------------------|----|----|----|-----------|
| BA51 | flange wheel holder | 50 | 35 | 5 | 6/M6/TK63 |
| BA52 | flange wheel holder | 50 | 75 | 5 | 6/M6/TK63 |

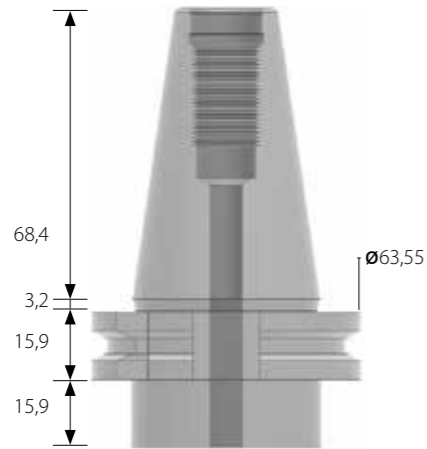
Check out page 146-147 for locking kits



"COBALM"

Check out page 115 for the complete manufacturing international standards.

SK40 "COBALM"



Connection code
4AB

Compatible pull studs
AAF89



Check from page 148 for all the details on pull studs

• **MANUFACTURING MATERIAL**



• **OPTIONAL FINISHES***



* By choosing optional material, the specific hardness may vary.

EASY FIT



| Code | Description | D | L | L3 |
|------|-------------|----|----|----|
| BC01 | EASY FIT | 35 | 39 | 7 |
| BC02 | EASY FIT | 35 | 47 | 7 |



Locking kit included, complete with special male and female washers.

GRINDING WHEEL HOLDERS




| Code | Description | D | L | M |
|------|-----------------------|----|----|----|
| BA00 | grinding wheel holder | 22 | 34 | 10 |
| BA01 | grinding wheel holder | 22 | 39 | 10 |
| BA02 | grinding wheel holder | 22 | 47 | 10 |
| BA03 | grinding wheel holder | 22 | 80 | 10 |
| BA04 | grinding wheel holder | 35 | 34 | 12 |
| BA05 | grinding wheel holder | 35 | 39 | 12 |
| BA06 | grinding wheel holder | 35 | 47 | 12 |
| BA07 | grinding wheel holder | 35 | 80 | 12 |

Check out page 146-147 for locking kits



DRILL POINT HOLDERS

| Code | Description | D | L | M |
|------|-----------------------------|----|----|------|
| BB11 | drill point holder 1/2" gas | 50 | 50 | 1/2" |
| BB58 | drill point holder M30 | 50 | 50 | M30 |



COLLET CHUCKS W/ COLLET NUT



| Code | Description | D | L | ER |
|------|------------------------------|----|----|------|
| BE01 | collet chuck with collet nut | 50 | 50 | ER32 |
| BE02 | collet chuck with collet nut | 63 | 50 | ER40 |

Check out page 140 for wrenches and page 144 for collets



FLANGE WHEEL HOLDERS



| Code | Description | D | L | L2 | N fori |
|------|---------------------|----|----|----|-----------|
| BA51 | flange wheel holder | 50 | 35 | 5 | 6/M6/TK63 |
| BA52 | flange wheel holder | 50 | 75 | 5 | 6/M6/TK63 |

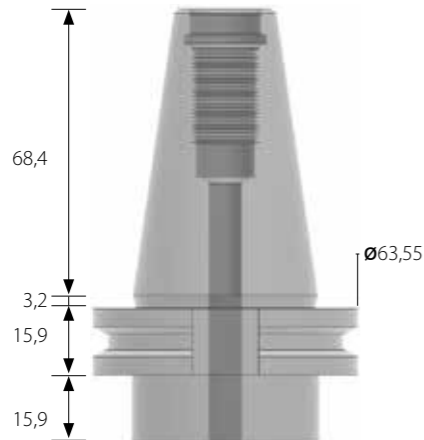
Check out page 146-147 for locking kits



"CONSTRUAL"

Check out page 115 for the complete manufacturing international standards.

SK40 "CONSTRUAL"



Connection code
4AU

Compatible pull studs
AAF49

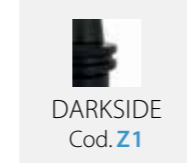


Check from page 148 for all the details on pull studs

• **MANUFACTURING MATERIAL**

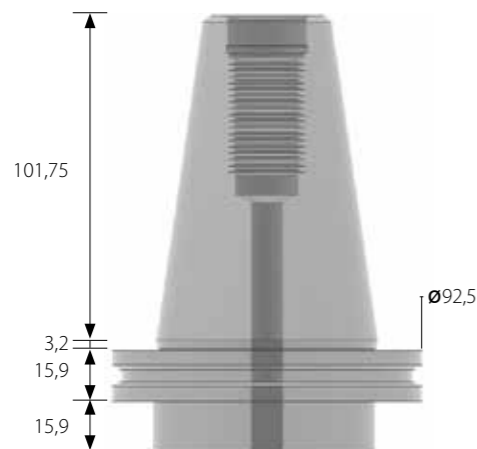


• **OPTIONAL FINISHES***



* By choosing optional material, the specific hardness may vary.

SK50 "CONSTRUAL"



Connection code
4BU

Compatible pull studs
AAF51



Check from page 148 for all the details on pull studs

• **MANUFACTURING MATERIAL**



• **OPTIONAL FINISHES***



* By choosing optional material, the specific hardness may vary.

EASY FIT



| Code | Description | D | L | L2 |
|------|-------------|----|----|----|
| BC00 | EASY FIT | 35 | 34 | 7 |
| BC01 | EASY FIT | 35 | 39 | 7 |
| BC02 | EASY FIT | 35 | 47 | 7 |




Locking kit included, complete with special male and female washers.

GRINDING WHEEL HOLDERS



| Code | Description | D | L | M |
|------|-----------------------|----|----|----|
| BA00 | grinding wheel holder | 22 | 34 | 10 |
| BA01 | grinding wheel holder | 22 | 39 | 10 |
| BA02 | grinding wheel holder | 22 | 47 | 10 |
| BA03 | grinding wheel holder | 22 | 80 | 10 |
| BA04 | grinding wheel holder | 35 | 34 | 12 |
| BA05 | grinding wheel holder | 35 | 39 | 12 |
| BA06 | grinding wheel holder | 35 | 47 | 12 |
| BA07 | grinding wheel holder | 35 | 80 | 12 |

Check out page 146-147 for locking kits




DRILL POINT HOLDERS 4AU

| Code | Description | D | L | M |
|------|-----------------------------|----|----|------|
| BB11 | drill point holder 1/2" gas | 50 | 50 | 1/2" |
| BB58 | drill point holder M30 | 50 | 50 | M30 |

DRILL POINT HOLDERS 4BU

| Code | Description | D | L | M |
|------|-----------------------------|----|----|------|
| BB05 | drill point holder 1/2" gas | 40 | 50 | 1/2" |
| BB54 | drill point holder M30 | 40 | 50 | M30 |




COLLET CHUCKS W/ COLLET NUT



| Code | Description | D | L | ER |
|------|------------------------------|----|----|------|
| BE01 | collet chuck with collet nut | 50 | 50 | ER32 |
| BE02 | collet chuck with collet nut | 63 | 50 | ER40 |

Check out page 140 for wrenches and page 144 for collets



FLANGE WHEEL HOLDERS



| Code | Description | D | L | L2 | N fori |
|------|---------------------|----|----|----|-----------|
| BA51 | flange wheel holder | 50 | 35 | 5 | 6/M6/TK63 |
| BA52 | flange wheel holder | 50 | 75 | 5 | 6/M6/TK63 |

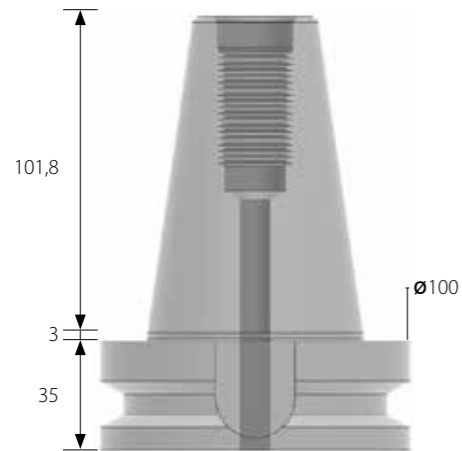
Check out page 146-147 for locking kits



"D2"

Check out page 115 for the complete manufacturing international standards.

BT50 "D2"



Connection code
4AX

Compatible pull studs
AAF92



Check from page 148 for all the details on pull studs

• **MANUFACTURING MATERIAL**



• **OPTIONAL FINISHES***



* By choosing optional material, the specific hardness may vary.

EASY FIT



| Code | Description | D | L | L3 |
|-------------|-------------|----|----|----|
| BC01 | EASY FIT | 35 | 39 | 7 |
| BC02 | EASY FIT | 35 | 47 | 7 |



Locking kit included, complete with special male and female washers.




GRINDING WHEEL HOLDERS




| Code | Description | D | L | M |
|-------------|-----------------------|----|----|----|
| BA00 | grinding wheel holder | 22 | 34 | 10 |
| BA01 | grinding wheel holder | 22 | 39 | 10 |
| BA02 | grinding wheel holder | 22 | 47 | 10 |
| BA03 | grinding wheel holder | 22 | 80 | 10 |
| BA04 | grinding wheel holder | 35 | 34 | 12 |
| BA05 | grinding wheel holder | 35 | 39 | 12 |
| BA06 | grinding wheel holder | 35 | 47 | 12 |
| BA07 | grinding wheel holder | 35 | 80 | 12 |

Check out page 146-147 for locking kits



DRILL POINT HOLDERS

| Code | Description | D | L | M |
|-------------|-----------------------------|----|----|------|
| BB18 | drill point holder 1/2" gas | 45 | 50 | 1/2" |
| BB61 | drill point holder M30 | 45 | 50 | M30 |



COLLET CHUCKS W/ COLLET NUT



| Code | Description | D | L | ER |
|-------------|------------------------------|----|----|------|
| BE01 | collet chuck with collet nut | 50 | 50 | ER32 |
| BE02 | collet chuck with collet nut | 63 | 50 | ER40 |

Check out page 140 for wrenches and page 144 for collets



FLANGE WHEEL HOLDERS



| Code | Description | D | L | L2 | N fori |
|-------------|---------------------|----|----|----|-----------|
| BA51 | flange wheel holder | 50 | 35 | 5 | 6/M6/TK63 |
| BA52 | flange wheel holder | 50 | 75 | 5 | 6/M6/TK63 |

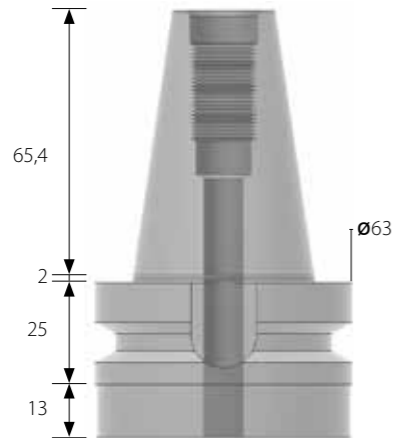
Check out page 146-147 for locking kits



"DENVER"

Check out page 115 for the complete manufacturing international standards.

BT40 "DENVER"



Connection code
4BC

Compatible pull studs
AAF89



Compatible pull studs
AAG06



Check from page 148 for all the details on pull studs

• **MANUFACTURING MATERIAL**

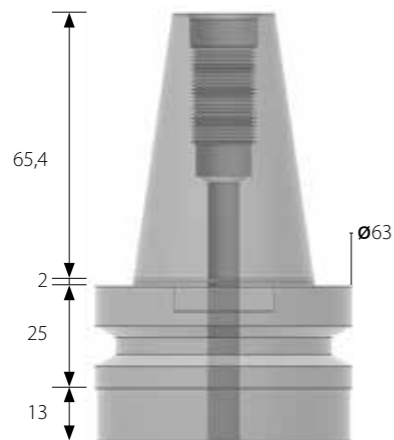


• **OPTIONAL FINISHES***



* By choosing optional material, the specific hardness may vary.

BT40 "DENVER NT"



Connection code
4BD

Compatible pull studs
AAF89



Compatible pull studs
AAG06

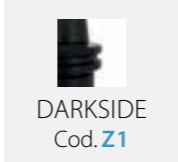


Check from page 148 for all the details on pull studs

• **MANUFACTURING MATERIAL**



• **OPTIONAL FINISHES***



* By choosing optional material, the specific hardness may vary.

EASY FIT



| Code | Description | D | L | L3 |
|------|-------------|----|----|----|
| BC01 | EASY FIT | 35 | 39 | 7 |
| BC02 | EASY FIT | 35 | 47 | 7 |



Locking kit included, complete with special male and female washers.




GRINDING WHEEL HOLDERS




| Code | Description | D | L | M |
|------|-----------------------|----|----|----|
| BA00 | grinding wheel holder | 22 | 34 | 10 |
| BA01 | grinding wheel holder | 22 | 39 | 10 |
| BA02 | grinding wheel holder | 22 | 47 | 10 |
| BA03 | grinding wheel holder | 22 | 80 | 10 |
| BA04 | grinding wheel holder | 35 | 34 | 10 |
| BA05 | grinding wheel holder | 35 | 39 | 10 |
| BA06 | grinding wheel holder | 35 | 47 | 10 |
| BA07 | grinding wheel holder | 35 | 80 | 10 |

Check out page 146-147 for locking kits



DRILL POINT HOLDERS

| Code | Description | D | L | M |
|------|-----------------------------|----|----|------|
| BB31 | drill point holder 1/2" gas | 62 | 13 | 1/2" |
| BB66 | drill point holder M30 | 62 | 13 | M30 |




COLLET CHUCKS W/ COLLET NUT



| Code | Description | D | L | ER |
|------|------------------------------|----|----|------|
| BE01 | collet chuck with collet nut | 50 | 50 | ER32 |
| BE02 | collet chuck with collet nut | 63 | 50 | ER40 |

Check out page 140 for wrenches and page 144 for collets



FLANGE WHEEL HOLDERS



| Code | Description | D | L | L2 | N for i |
|------|---------------------|----|----|-----|-----------|
| BA50 | flange wheel holder | 50 | 28 | 5,8 | 6/M6/TK63 |
| BA51 | flange wheel holder | 50 | 35 | 5,8 | 6/M6/TK63 |
| BA52 | flange wheel holder | 50 | 75 | 5,8 | 6/M6/TK63 |

Check out page 146-147 for locking kits

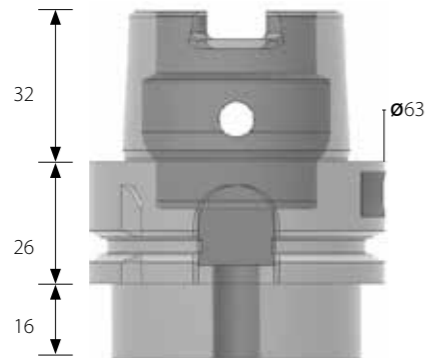
* BA50 only available with the 4BC connection



"DENVER"


Check out page 115 for the complete manufacturing international standards.

HSK63A "DENVER"



Connection code
3AC

Compatible cooling tubes
AAG13



Check page 154 for all the details on cooling tubes

• **MANUFACTURING MATERIAL**



• **OPTIONAL FINISHES***




* By choosing optional material, the specific hardness may vary.

GRINDING WHEEL HOLDERS




| Code | Description | D | L | M |
|------|-----------------------|----|----|----|
| BA00 | grinding wheel holder | 22 | 34 | 10 |
| BA01 | grinding wheel holder | 22 | 39 | 10 |
| BA02 | grinding wheel holder | 22 | 47 | 10 |
| BA03 | grinding wheel holder | 22 | 80 | 10 |
| BA13 | grinding wheel holder | 35 | 34 | 12 |
| BA14 | grinding wheel holder | 35 | 39 | 12 |
| BA15 | grinding wheel holder | 35 | 47 | 12 |
| BA16 | grinding wheel holder | 35 | 80 | 12 |

Check out page 146-147 for locking kits



DRILL POINT HOLDERS

| Code | Description | D | L | M |
|------|-----------------------------|----|----|------|
| BB11 | drill point holder 1/2" gas | 50 | 50 | 1/2" |
| BB58 | drill point holder M30 | 50 | 50 | M30 |



COLLET CHUCKS W/ COLLET NUT



| Code | Description | D | L | ER |
|------|------------------------------|----|----|------|
| BE01 | collet chuck with collet nut | 50 | 50 | ER32 |
| BE02 | collet chuck with collet nut | 63 | 50 | ER40 |

Check out page 140 for wrenches and page 144 for collets



FLANGE WHEEL HOLDERS



| Code | Description | D | L | L2 | N fori |
|------|---------------------|----|----|----|-----------|
| BA51 | flange wheel holder | 50 | 35 | 5 | 6/M6/TK63 |
| BA52 | flange wheel holder | 50 | 75 | 5 | 6/M6/TK63 |

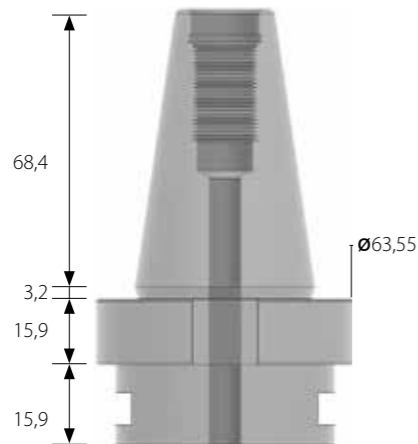
Check out page 146-147 for locking kits



"DONATONI"

Check out page 115 for the complete manufacturing international standards.

SK40 "DONATONI"



Connection code
4CV

Compatible pull studs
AAF49



Compatible pull studs
AAG04



Check from page 148 for all the details on pull studs

• **MANUFACTURING MATERIAL**



ENDURANCE
Cod. **Z2**

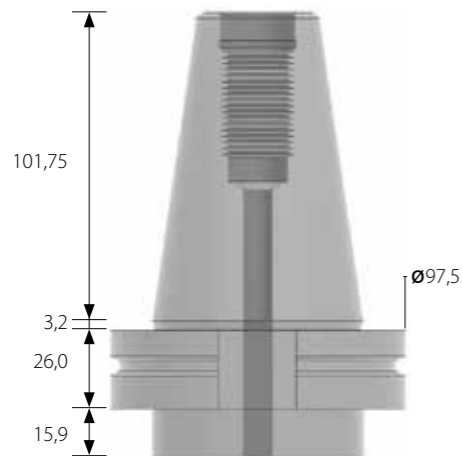
• **OPTIONAL FINISHES***



DARKSIDE
Cod. **Z1**

* By choosing optional material, the specific hardness may vary.

SK50 "DONATONI"



Connection code
4CW

Compatible pull studs
AAF51



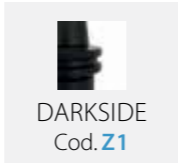
Check from page 148 for all the details on pull studs

• **MANUFACTURING MATERIAL**



ENDURANCE
Cod. **Z2**

• **OPTIONAL FINISHES***



DARKSIDE
Cod. **Z1**

* By choosing optional material, the specific hardness may vary.

EASY FIT



| Code | Description | D | L | L2 |
|-------------|-------------|----|----|----|
| BC01 | EASY FIT | 35 | 39 | 7 |
| BC02 | EASY FIT | 35 | 47 | 7 |



Locking kit included, complete with special male and female washers.



GRINDING WHEEL HOLDERS



| Code | Description | D | L | M |
|-------------|-----------------------|----|----|----|
| BA00 | grinding wheel holder | 22 | 34 | 10 |
| BA01 | grinding wheel holder | 22 | 39 | 10 |
| BA02 | grinding wheel holder | 22 | 47 | 10 |
| BA03 | grinding wheel holder | 22 | 80 | 10 |
| BA04 | grinding wheel holder | 35 | 34 | 12 |
| BA05 | grinding wheel holder | 35 | 39 | 12 |
| BA06 | grinding wheel holder | 35 | 47 | 12 |
| BA07 | grinding wheel holder | 35 | 80 | 12 |


Check out page 146-147 for locking kits

DRILL POINT HOLDERS 4CV

| Code | Description | D | L | M |
|-------------|-----------------------------|----|----|------|
| BB11 | drill point holder 1/2" gas | 50 | 50 | 1/2" |
| BB58 | drill point holder M30 | 50 | 50 | M30 |

DRILL POINT HOLDERS 4CW

| Code | Description | D | L | M |
|-------------|-----------------------------|----|-----|------|
| BB20 | drill point holder 1/2" gas | 45 | 100 | 1/2" |
| BB26 | drill point holder 1/2" gas | 45 | 200 | 1/2" |
| BB65 | drill point holder M30 | 45 | 100 | M30 |



COLLET CHUCKS W/ COLLET NUT



| Code | Description | D | L | ER |
|-------------|------------------------------|----|----|------|
| BE01 | collet chuck with collet nut | 50 | 50 | ER32 |
| BE02 | collet chuck with collet nut | 63 | 50 | ER40 |

Check out page 140 for wrenches and page 144 for collets



FLANGE WHEEL HOLDERS



| Code | Description | D | L | L2 | N fori |
|-------------|---------------------|----|----|----|-----------|
| BA51 | flange wheel holder | 50 | 35 | 5 | 6/M6/TK63 |
| BA52 | flange wheel holder | 50 | 75 | 5 | 6/M6/TK63 |

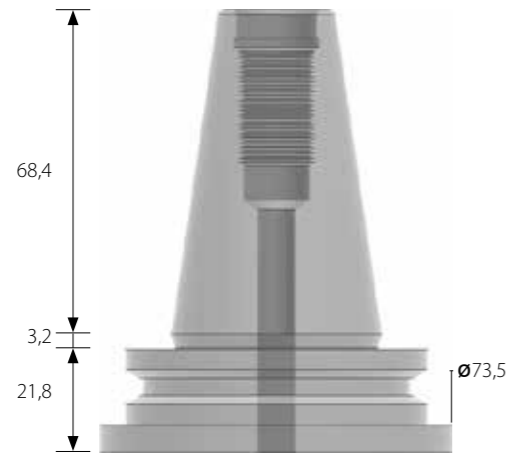
Check out page 146-147 for locking kits



"FARNESE"

Check out page 115 for the complete manufacturing international standards.

SK40 "FARNESE"



Connection code
4CN

Compatible pull studs
AAG04



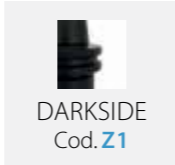
Check from page 148 for all the details on pull studs

• **MANUFACTURING MATERIAL**



ENDURANCE
Cod. Z2

• **OPTIONAL FINISHES***



DARKSIDE
Cod. Z1

* By choosing optional material, the specific hardness may vary.

EASY FIT



| Code | Description | D | L | L3 |
|------|-------------|----|----|----|
| BC01 | EASY FIT | 35 | 39 | 7 |
| BC02 | EASY FIT | 35 | 47 | 7 |



Locking kit included, complete with special male and female washers.

GRINDING WHEEL HOLDERS




| Code | Description | D | L | M |
|------|-----------------------|----|----|----|
| BA00 | grinding wheel holder | 22 | 34 | 10 |
| BA01 | grinding wheel holder | 22 | 39 | 10 |
| BA02 | grinding wheel holder | 22 | 47 | 10 |
| BA03 | grinding wheel holder | 22 | 80 | 10 |
| BA13 | grinding wheel holder | 35 | 34 | 12 |
| BA14 | grinding wheel holder | 35 | 39 | 12 |
| BA15 | grinding wheel holder | 35 | 47 | 12 |
| BA16 | grinding wheel holder | 35 | 80 | 12 |

Check out page 146-147 for locking kits



DRILL POINT HOLDERS

| Code | Description | D | L | M |
|------|-----------------------------|---|---|------|
| BB30 | drill point holder 1/2" gas | 0 | 0 | 1/2" |
| BB80 | drill point holder M30 | 0 | 0 | M30 |



COLLET CHUCKS W/ COLLET NUT



| Code | Description | D | L | ER |
|------|------------------------------|----|----|------|
| BE01 | collet chuck with collet nut | 50 | 50 | ER32 |
| BE02 | collet chuck with collet nut | 63 | 50 | ER40 |

Check out page 140 for wrenches and page 144 for collets



FLANGE WHEEL HOLDERS



| Code | Description | D | L | L2 | N |
|------|---------------------|----|----|----|-----------|
| BA53 | flange wheel holder | 50 | 5 | 5 | 6/M6/TK63 |
| BA52 | flange wheel holder | 50 | 75 | 5 | 6/M6/TK63 |

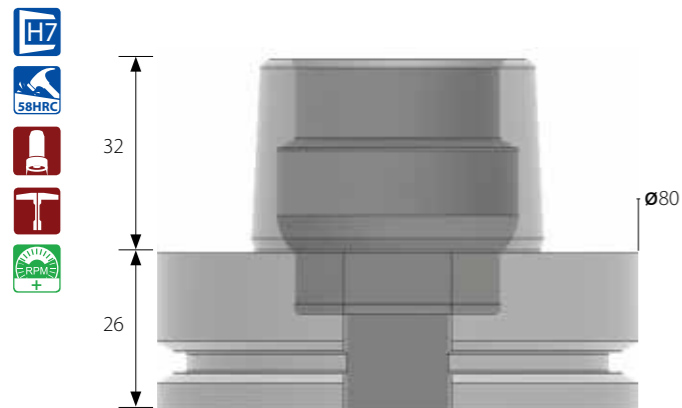
Check out page 146-147 for locking kits



"FOREL"

Check out page 115 for the complete manufacturing international standards.

HSK80 "FOREL"



Connection code
3AI

• MANUFACTURING MATERIAL

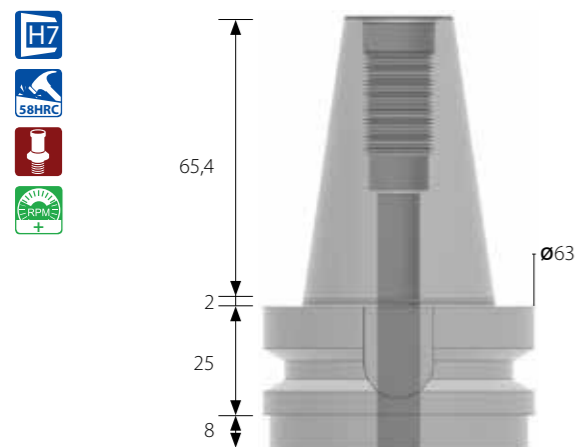


• OPTIONAL FINISHES*



* By choosing optional material, the specific hardness may vary.

BT40 "FOREL"



Connection code
4AH

Compatible pull studs
AAF89

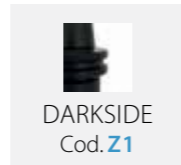


Check from page 148 for all the details on pull studs

• MANUFACTURING MATERIAL



• OPTIONAL FINISHES*



* By choosing optional material, the specific hardness may vary.

EASY FIT



| Code | Description | D | L | L3 |
|------|-------------|----|----|----|
| BC00 | EASY FIT | 35 | 34 | 7 |
| BC01 | EASY FIT | 35 | 39 | 7 |
| BC02 | EASY FIT | 35 | 47 | 7 |



Locking kit included, complete with special male and female washers.



GRINDING WHEEL HOLDER 3AI



| Code | Description | D | L | M |
|------|--------------------------|----|----|----|
| BA08 | grinding wheel holder RH | 35 | 95 | 35 |
| BA10 | grinding wheel holder LH | 35 | 95 | 35 |

*Special locking kit on request

GRINDING WHEEL HOLDER 4AH



| Code | Description | D | L | M |
|------|-----------------------|----|----|----|
| BA00 | grinding wheel holder | 22 | 34 | 10 |
| BA01 | grinding wheel holder | 22 | 39 | 10 |
| BA02 | grinding wheel holder | 22 | 47 | 10 |
| BA03 | grinding wheel holder | 22 | 80 | 10 |


Check out page 146-147 for locking kits

DRILL POINT HOLDERS 3AI

| Code | Description | D | L | M |
|------|-----------------------------|----|----|------|
| BB11 | drill point holder 1/2" gas | 50 | 50 | 1/2" |
| BB58 | drill point holder M30 | 50 | 50 | M30 |

DRILL POINT HOLDERS 4AH

| Code | Description | D | L | M |
|------|-----------------------------|----|----|------|
| BB17 | drill point holder 1/2" gas | 45 | 45 | 1/2" |
| BB62 | drill point holder M30 | 45 | 45 | M30 |




COLLET CHUCKS W/ COLLET NUT



| Code | Description | D | L | ER |
|------|------------------------------|----|----|------|
| BE01 | collet chuck with collet nut | 50 | 50 | ER32 |
| BE02 | collet chuck with collet nut | 63 | 50 | ER40 |

Check out page 140 for wrenches and page 144 for collets



FLANGE WHEEL HOLDERS



| Code | Description | D | L | L2 | N fori |
|------|---------------------|----|----|----|-----------|
| BA51 | flange wheel holder | 50 | 35 | 5 | 6/M6/TK63 |
| BA52 | flange wheel holder | 50 | 75 | 5 | 6/M6/TK63 |

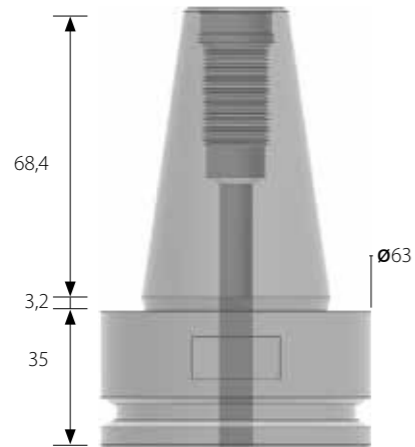
Check out page 146-147 for locking kits



"FORVET"

Check out page 115 for the complete manufacturing international standards.

SK40 "FORVET"



Connection code
4BX

Compatible pull studs
AAF49



• **MANUFACTURING MATERIAL**



• **OPTIONAL FINISHES***



* By choosing optional material, the specific hardness may vary.

EASY FIT



| Code | Description | D | L | L3 |
|------|-------------|----|----|----|
| BC01 | EASY FIT | 35 | 39 | 7 |
| BC02 | EASY FIT | 35 | 47 | 7 |



Locking kit included, complete with special male and female washers.

GRINDING WHEEL HOLDERS



| Code | Description | D | L | M |
|------|-----------------------|----|----|----|
| BA00 | grinding wheel holder | 22 | 34 | 10 |
| BA01 | grinding wheel holder | 22 | 39 | 10 |
| BA02 | grinding wheel holder | 22 | 47 | 10 |
| BA03 | grinding wheel holder | 22 | 80 | 10 |
| BA04 | grinding wheel holder | 35 | 34 | 12 |
| BA05 | grinding wheel holder | 35 | 39 | 12 |
| BA06 | grinding wheel holder | 35 | 47 | 12 |
| BA07 | grinding wheel holder | 35 | 80 | 12 |

Check out page 146-147 for locking kits



DRILL POINT HOLDERS

| Code | Description | D | L | M |
|------|-----------------------------|---|---|------|
| BB30 | drill point holder 1/2" gas | 0 | 0 | 1/2" |
| BB80 | drill point holder M30 | 0 | 0 | M30 |



COLLET CHUCKS W/ COLLET NUT



| Code | Description | D | L | ER |
|------|------------------------------|----|----|------|
| BE00 | collet chuck with collet nut | 42 | 50 | ER25 |
| BE01 | collet chuck with collet nut | 50 | 50 | ER32 |

Check out page 140 for wrenches and page 144 for collets



FLANGE WHEEL HOLDERS



| Code | Description | D | L | L2 | N fori |
|------|---------------------|----|----|----|-----------|
| BA51 | flange wheel holder | 50 | 35 | 5 | 6/M6/TK63 |
| BA52 | flange wheel holder | 50 | 75 | 5 | 6/M6/TK63 |

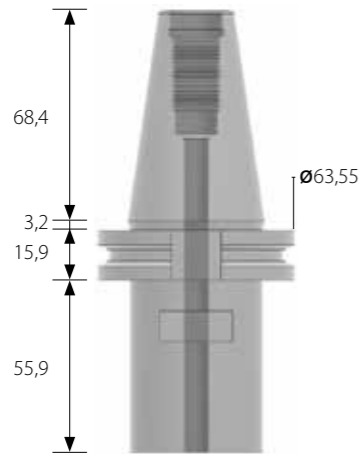
Check out page 146-147 for locking kits



"GADIA"

Check out page 115 for the complete manufacturing international standards.

SK40 "GADIA"



Connection code
4CM

Compatible pull studs
AAF49

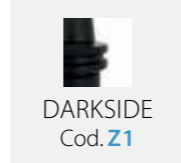


Check from page 148 for all the details on pull studs

• **MANUFACTURING MATERIAL**



• **OPTIONAL FINISHES***



* By choosing optional material, the specific hardness may vary.

EASY FIT



| Code | Description | D | L | L3 |
|------|-------------|----|----|----|
| BC01 | EASY FIT | 35 | 39 | 7 |
| BC02 | EASY FIT | 35 | 47 | 7 |




Locking kit included, complete with special male and female washers.

GRINDING WHEEL HOLDERS




| Code | Description | D | L | M |
|------|-----------------------|----|----|----|
| BA00 | grinding wheel holder | 22 | 34 | 10 |
| BA01 | grinding wheel holder | 22 | 39 | 10 |
| BA02 | grinding wheel holder | 22 | 47 | 10 |
| BA03 | grinding wheel holder | 22 | 80 | 10 |
| BA04 | grinding wheel holder | 35 | 34 | 12 |
| BA05 | grinding wheel holder | 35 | 39 | 12 |
| BA06 | grinding wheel holder | 35 | 47 | 12 |
| BA07 | grinding wheel holder | 35 | 80 | 12 |

Check out page 146-147 for locking kits



DRILL POINT HOLDERS

| Code | Description | D | L | M |
|------|-----------------------------|----|-------|------|
| BB33 | drill point holder 1/2" gas | 45 | 55,90 | 1/2" |
| BB86 | drill point holder M30 | 45 | 55,90 | M30 |



COLLET CHUCKS W/ COLLET NUT



| Code | Description | D | L | ER |
|------|------------------------------|----|----|------|
| BE01 | collet chuck with collet nut | 50 | 50 | ER32 |
| BE02 | collet chuck with collet nut | 63 | 50 | ER40 |

Check out page 140 for wrenches and page 144 for collets



FLANGE WHEEL HOLDERS



| Code | Description | D | L | L2 | N fori |
|------|---------------------|----|----|----|-----------|
| BA51 | flange wheel holder | 50 | 35 | 5 | 6/M6/TK63 |
| BA52 | flange wheel holder | 50 | 75 | 5 | 6/M6/TK63 |

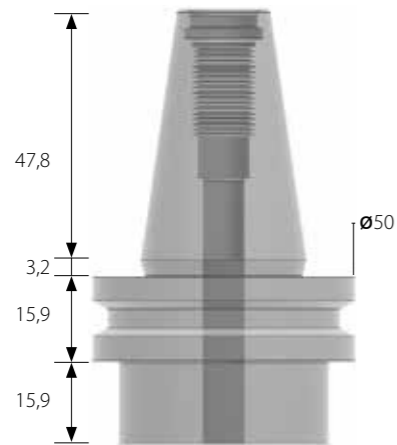
Check out page 146-147 for locking kits



"GHINES"

Check out page 115 for the complete manufacturing international standards.

SK30 "GHINES"



Connection code
4BW

Compatible pull studs
AAG02




Check from page 148 for all the details on pull studs

• **MANUFACTURING MATERIAL**



• **OPTIONAL FINISHES***



* By choosing optional material, the specific hardness may vary.

EASY FIT



| Code | Description | D | L | L3 |
|------|-------------|----|----|----|
| BC00 | EASY FIT | 35 | 34 | 7 |
| BC01 | EASY FIT | 35 | 39 | 7 |
| BC02 | EASY FIT | 35 | 47 | 7 |



Locking kit included, complete with special male and female washers.

GRINDING WHEEL HOLDERS




| Code | Description | D | L | M |
|------|-----------------------|----|----|----|
| BA00 | grinding wheel holder | 22 | 34 | 10 |
| BA01 | grinding wheel holder | 22 | 39 | 10 |
| BA02 | grinding wheel holder | 22 | 47 | 10 |
| BA03 | grinding wheel holder | 22 | 80 | 10 |
| BA04 | grinding wheel holder | 35 | 34 | 12 |
| BA05 | grinding wheel holder | 35 | 39 | 12 |
| BA06 | grinding wheel holder | 35 | 47 | 12 |
| BA07 | grinding wheel holder | 35 | 80 | 12 |

Check out page 146-147 for locking kits



DRILL POINT HOLDERS

| Code | Description | D | L | M |
|------|-----------------------------|----|----|------|
| BB01 | drill point holder 1/2" gas | 40 | 40 | 1/2" |
| BB52 | drill point holder M30 | 40 | 40 | M30 |



COLLET CHUCKS W/ COLLET NUT



| Code | Description | D | L | ER |
|------|------------------------------|----|----|------|
| BE01 | collet chuck with collet nut | 42 | 50 | ER32 |
| BE02 | collet chuck with collet nut | 50 | 50 | ER40 |

Check out page 140 for wrenches and page 144 for collets



FLANGE WHEEL HOLDERS



| Code | Description | D | L | L2 | N fori |
|------|---------------------|----|----|----|-----------|
| BA51 | flange wheel holder | 50 | 35 | 5 | 6/M6/TK63 |
| BA52 | flange wheel holder | 50 | 75 | 5 | 6/M6/TK63 |

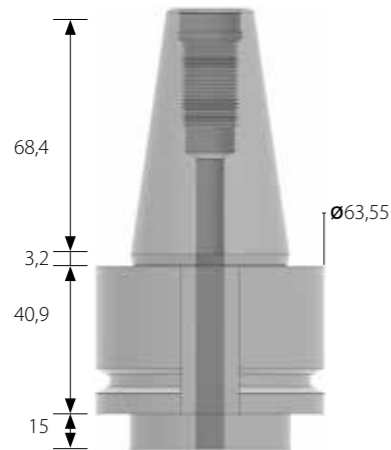
Check out page 146-147 for locking kits



"GMM"

Check out page 115 for the complete manufacturing international standards.

SK40 "GMM"



Connection code
4BY

Compatible pull studs
AAF49




Check from page 148 for all the details on pull studs

• **MANUFACTURING MATERIAL**



ENDURANCE
Cod. **Z2**

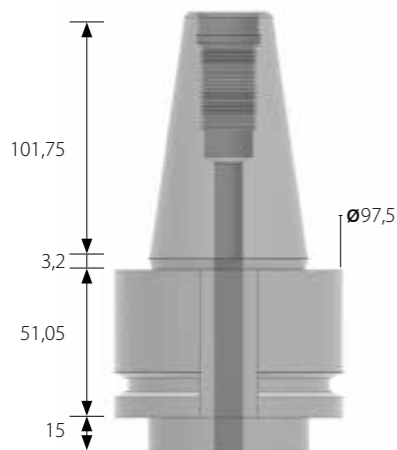
• **OPTIONAL FINISHES***



DARKSIDE
Cod. **Z1**

* By choosing optional material, the specific hardness may vary.

SK50 "GMM"



Connection code
4BZ

Compatible pull studs
AAF51



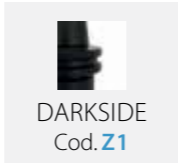
Check from page 148 for all the details on pull studs

• **MANUFACTURING MATERIAL**



ENDURANCE
Cod. **Z2**

• **OPTIONAL FINISHES***



DARKSIDE
Cod. **Z1**

* By choosing optional material, the specific hardness may vary.

EASY FIT



| Code | Description | D | L | L3 |
|------|-------------|----|----|----|
| BC01 | EASY FIT | 35 | 39 | 7 |
| BC02 | EASY FIT | 35 | 47 | 7 |



Locking kit included, complete with special male and female washers.

GRINDING WHEEL HOLDERS



| Code | Description | D | L | M |
|------|-----------------------|----|----|----|
| BA00 | grinding wheel holder | 22 | 34 | 10 |
| BA01 | grinding wheel holder | 22 | 39 | 10 |
| BA02 | grinding wheel holder | 22 | 47 | 10 |
| BA03 | grinding wheel holder | 22 | 80 | 10 |
| BA04 | grinding wheel holder | 35 | 34 | 12 |
| BA05 | grinding wheel holder | 35 | 39 | 12 |
| BA06 | grinding wheel holder | 35 | 47 | 12 |
| BA07 | grinding wheel holder | 35 | 80 | 12 |

Check out page 146-147 for locking kits



DRILL POINT HOLDERS 4BY

| Code | Description | D | L | M |
|------|-----------------------------|----|----|------|
| BB34 | drill point holder 1/2" gas | 50 | 30 | 1/2" |
| BB58 | drill point holder M30 | 50 | 50 | M30 |

DRILL POINT HOLDERS 4BZ

| Code | Description | D | L | M |
|------|-----------------------------|----|----|------|
| BB34 | drill point holder 1/2" gas | 50 | 30 | 1/2" |
| BB87 | drill point holder M30 | 50 | 30 | M30 |

COLLET CHUCKS W/ COLLET NUT



| Code | Description | D | L | ER |
|------|------------------------------|----|----|------|
| BE01 | collet chuck with collet nut | 50 | 50 | ER32 |
| BE02 | collet chuck with collet nut | 63 | 50 | ER40 |

Check out page 140 for wrenches and page 144 for collets



FLANGE WHEEL HOLDERS



| Code | Description | D | L | L2 | N fori |
|------|---------------------|----|----|----|-----------|
| BA51 | flange wheel holder | 50 | 35 | 5 | 6/M6/TK63 |
| BA52 | flange wheel holder | 50 | 75 | 5 | 6/M6/TK63 |

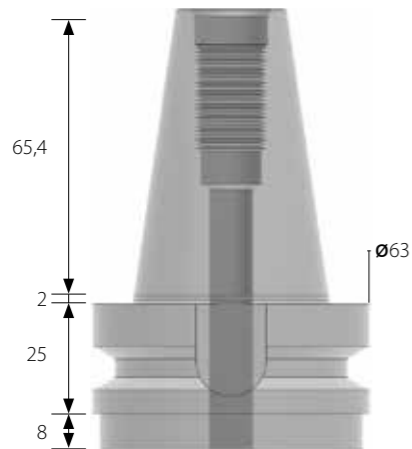
Check out page 146-147 for locking kits



"HELIOS"

Check out page 115 for the complete manufacturing international standards.

BT40 "HELIOS"



Connection code
4AH

Compatible pull studs
AAG06




Check from page 148 for all the details on pull studs

• **MANUFACTURING MATERIAL**



ENDURANCE
Cod. Z2

• **OPTIONAL FINISHES***



DARKSIDE
Cod. Z1

* By choosing optional material, the specific hardness may vary.

EASY FIT



| Code | Description | D | L | L3 |
|------|-------------|----|----|----|
| BC00 | EASY FIT | 35 | 34 | 7 |
| BC01 | EASY FIT | 35 | 39 | 7 |
| BC02 | EASY FIT | 35 | 47 | 7 |



Locking kit included, complete with special male and female washers.



GRINDING WHEEL HOLDERS




| Code | Description | D | L | M |
|------|-----------------------|----|----|----|
| BA00 | grinding wheel holder | 22 | 34 | 10 |
| BA01 | grinding wheel holder | 22 | 39 | 10 |
| BA02 | grinding wheel holder | 22 | 47 | 10 |
| BA03 | grinding wheel holder | 22 | 80 | 10 |
| BA04 | grinding wheel holder | 35 | 34 | 12 |
| BA05 | grinding wheel holder | 35 | 39 | 12 |
| BA06 | grinding wheel holder | 35 | 47 | 12 |
| BA07 | grinding wheel holder | 35 | 80 | 12 |

Check out page 146-147 for locking kits



DRILL POINT HOLDERS

| Code | Description | D | L | M |
|------|-----------------------------|----|----|------|
| BB17 | drill point holder 1/2" gas | 45 | 45 | 1/2" |
| BB62 | drill point holder M30 | 45 | 45 | M30 |



COLLET CHUCKS W/ COLLET NUT



| Code | Description | D | L | ER |
|------|------------------------------|----|----|------|
| BE01 | collet chuck with collet nut | 50 | 50 | ER32 |
| BE02 | collet chuck with collet nut | 63 | 50 | ER40 |

Check out page 140 for wrenches and page 144 for collets



FLANGE WHEEL HOLDERS



| Code | Description | D | L | L2 | N fori |
|------|---------------------|----|----|----|-----------|
| BA51 | flange wheel holder | 50 | 35 | 5 | 6/M6/TK63 |
| BA52 | flange wheel holder | 50 | 75 | 5 | 6/M6/TK63 |

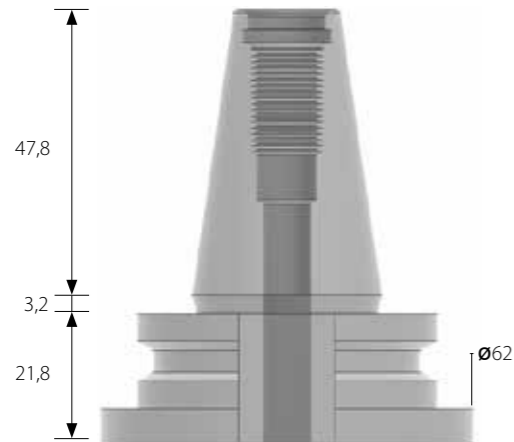
Check out page 146-147 for locking kits



"INTERMAC"

Check out page 115 for the complete manufacturing international standards.

SK30 "INTERMAC"



Connection code
4AQ

Compatible pull studs
AAG02




Check from page 148 for all the details on pull studs

• **MANUFACTURING MATERIAL**

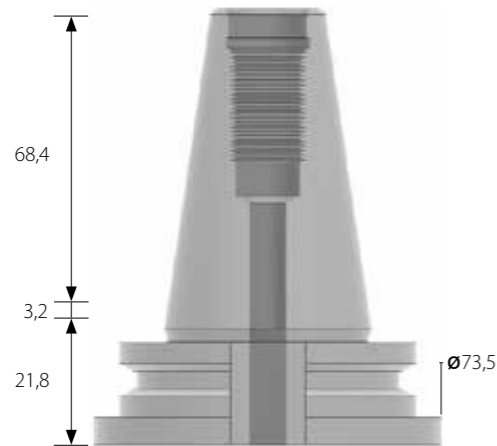


• **OPTIONAL FINISHES***



* By choosing optional material, the specific hardness may vary.

SK40 "INTERMAC"



Connection code
4AR

Compatible pull studs
AAG04



Check from page 148 for all the details on pull studs

• **MANUFACTURING MATERIAL**



• **OPTIONAL FINISHES***



* By choosing optional material, the specific hardness may vary.

EASY FIT



| Code | Description | D | L | L3 |
|------|-------------|----|----|----|
| BC00 | EASY FIT | 35 | 34 | 7 |
| BC01 | EASY FIT | 35 | 39 | 7 |
| BC02 | EASY FIT | 35 | 47 | 7 |




Locking kit included, complete with special male and female washers.

GRINDING WHEEL HOLDERS




| Code | Description | D | L | M |
|------|-----------------------|----|----|----|
| BA00 | grinding wheel holder | 22 | 34 | 10 |
| BA01 | grinding wheel holder | 22 | 39 | 10 |
| BA02 | grinding wheel holder | 22 | 47 | 10 |
| BA03 | grinding wheel holder | 22 | 80 | 10 |
| BA13 | grinding wheel holder | 35 | 34 | 10 |
| BA14 | grinding wheel holder | 35 | 39 | 10 |
| BA15 | grinding wheel holder | 35 | 47 | 10 |
| BA16 | grinding wheel holder | 35 | 80 | 10 |

Check out page 146-147 for locking kits



DRILL POINT HOLDERS

| Code | Description | D | L | M |
|------|-----------------------------|---|---|------|
| BB30 | drill point holder 1/2" gas | 0 | 0 | 1/2" |
| BB80 | drill point holder M30 | 0 | 0 | M30 |



COLLET CHUCKS W/ COLLET NUT



| Code | Description | D | L | ER |
|------|------------------------------|----|----|------|
| BE00 | collet chuck with collet nut | 42 | 50 | ER25 |
| BE01 | collet chuck with collet nut | 50 | 50 | ER32 |
| BE02 | collet chuck with collet nut | 63 | 50 | ER40 |

Check out page 140 for wrenches and page 144 for collets



FLANGE WHEEL HOLDERS



| Code | Description | D | L | L2 | N fori |
|------|---------------------|----|----|----|-----------|
| BA53 | flange wheel holder | 50 | 5 | 5 | 6/M6/TK63 |
| BA52 | flange wheel holder | 50 | 75 | 5 | 6/M6/TK63 |

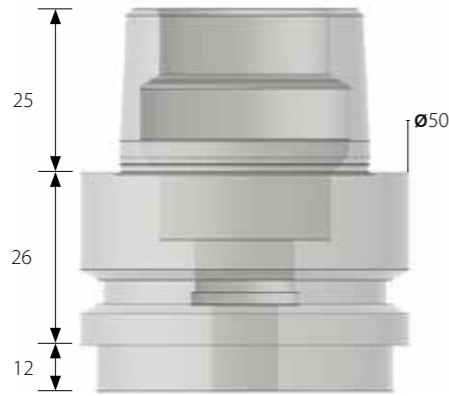
Check out page 146-147 for locking kits



"LISEC"


Check out page 115 for the complete manufacturing international standards.

HSK50E "LISEC"



Connection code
3AB

Compatible cooling tube
AAG12



Check page 154 for all the details on cooling tubes

• **MANUFACTURING MATERIAL**



• **OPTIONAL FINISHES***




* By choosing optional material, the specific hardness may vary.

GRINDING WHEEL HOLDERS




| Code | Description | D | L | M |
|------|-----------------------|----|----|----|
| BA00 | grinding wheel holder | 22 | 34 | 10 |
| BA01 | grinding wheel holder | 22 | 39 | 10 |
| BA02 | grinding wheel holder | 22 | 47 | 10 |
| BA03 | grinding wheel holder | 22 | 80 | 10 |
| BA04 | grinding wheel holder | 35 | 34 | 12 |
| BA05 | grinding wheel holder | 35 | 39 | 12 |
| BA06 | grinding wheel holder | 35 | 47 | 12 |
| BA07 | grinding wheel holder | 35 | 80 | 12 |

Check out page 146-147 for locking kits



DRILL POINT HOLDERS

| Code | Description | D | L | M |
|------|-----------------------------|----|----|------|
| BB01 | drill point holder 1/2" gas | 40 | 40 | 1/2" |
| BB52 | drill point holder M30 | 40 | 40 | M30 |



COLLET CHUCKS W/ COLLET NUT



| Code | Description | D | L | ER |
|------|------------------------------|----|----|------|
| BE00 | collet chuck with collet nut | 42 | 50 | ER25 |
| BE01 | collet chuck with collet nut | 50 | 50 | ER32 |

Check out page 140 for wrenches and page 144 for collets



FLANGE WHEEL HOLDERS



| Code | Description | D | L | L2 | N fori |
|------|---------------------|----|----|----|-----------|
| BA51 | flange wheel holder | 50 | 35 | 5 | 6/M6/TK63 |
| BA52 | flange wheel holder | 50 | 75 | 5 | 6/M6/TK63 |

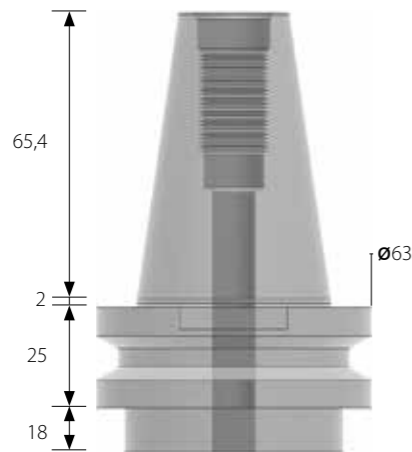
Check out page 146-147 for locking kits



"LOVATI"

Check out page 115 for the complete manufacturing international standards.

BT40 "LOVATI"



Connection code
4CL

Compatible pull studs
AAG08



Check from page 148 for all the details on pull studs

• **MANUFACTURING MATERIAL**



ENDURANCE
Cod. **Z2**

• **OPTIONAL FINISHES***



DARKSIDE
Cod. **Z1**

* By choosing optional material, the specific hardness may vary.

EASY FIT



| Code | Description | D | L | L3 |
|-------------|-------------|----|----|----|
| BC01 | EASY FIT | 35 | 39 | 7 |
| BC02 | EASY FIT | 35 | 47 | 7 |



Locking kit included, complete with special male and female washers.




GRINDING WHEEL HOLDERS




| Code | Description | D | L | M |
|-------------|-----------------------|----|----|----|
| BA00 | grinding wheel holder | 22 | 34 | 10 |
| BA01 | grinding wheel holder | 22 | 39 | 10 |
| BA02 | grinding wheel holder | 22 | 47 | 10 |
| BA03 | grinding wheel holder | 22 | 80 | 10 |
| BA04 | grinding wheel holder | 35 | 34 | 12 |
| BA05 | grinding wheel holder | 35 | 39 | 12 |
| BA06 | grinding wheel holder | 35 | 47 | 12 |
| BA07 | grinding wheel holder | 35 | 80 | 12 |

Check out page 146-147 for locking kits



DRILL POINT HOLDERS

| Code | Description | Dv | L | M |
|-------------|-----------------------------|----|----|------|
| BB36 | drill point holder 1/2" gas | 45 | 26 | 1/2" |
| BB67 | drill point holder M30 | 45 | 26 | M30 |



COLLET CHUCKS W/ COLLET NUT



| Code | Description | D | L | ER |
|-------------|------------------------------|----|----|------|
| BE01 | collet chuck with collet nut | 50 | 50 | ER32 |
| BE02 | collet chuck with collet nut | 63 | 50 | ER40 |

Check out page 140 for wrenches and page 144 for collets



FLANGE WHEEL HOLDERS



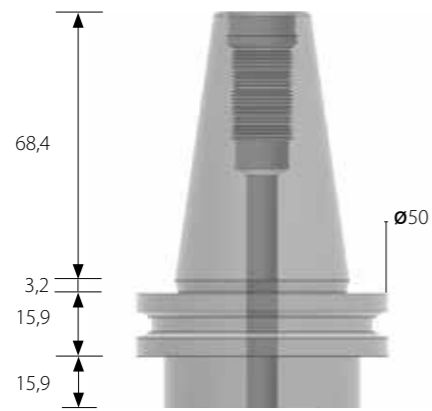
| Code | Description | D | L | L2 | N fori |
|-------------|---------------------|----|----|----|-----------|
| BA51 | flange wheel holder | 50 | 35 | 5 | 6/M6/TK63 |
| BA52 | flange wheel holder | 50 | 75 | 5 | 6/M6/TK63 |

Check out page 146-147 for locking kits



Check out page 115 for the complete manufacturing international standards.

SK30 "NEPTUN"



Connection code
4BB

Compatible pull studs
AAG21



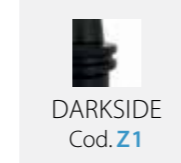
Check from page 148 for all the details on pull studs

• **MANUFACTURING MATERIAL**



ENDURANCE
Cod. **Z2**

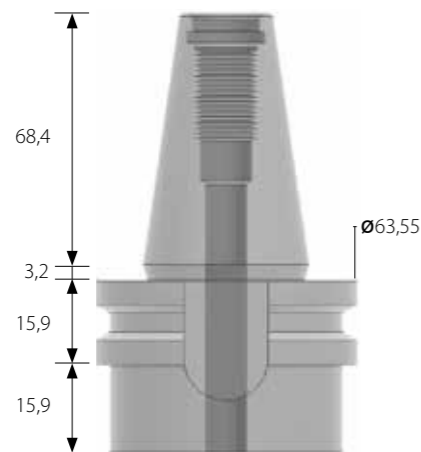
• **OPTIONAL FINISHES***



DARKSIDE
Cod. **Z1**

* By choosing optional material, the specific hardness may vary.

SK40 "NEPTUN"



Connection code
4BN

Compatible pull studs
AAF49



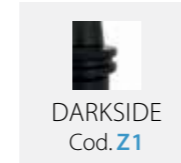
Check from page 148 for all the details on pull studs

• **MANUFACTURING MATERIAL**



ENDURANCE
Cod. **Z2**

• **OPTIONAL FINISHES***



DARKSIDE
Cod. **Z1**

* By choosing optional material, the specific hardness may vary.

EASY FIT



| Code | Description | D | L | L3 |
|------|-------------|----|----|----|
| BC01 | EASY FIT | 35 | 39 | 7 |
| BC02 | EASY FIT | 35 | 47 | 7 |



Locking kit included, complete with special male and female washers.

GRINDING WHEEL HOLDERS



| Code | Description | D | L | M |
|------|-----------------------|----|----|----|
| BA00 | grinding wheel holder | 22 | 34 | 10 |
| BA01 | grinding wheel holder | 22 | 39 | 10 |
| BA02 | grinding wheel holder | 22 | 47 | 10 |
| BA03 | grinding wheel holder | 22 | 80 | 10 |
| BA04 | grinding wheel holder | 35 | 34 | 12 |
| BA05 | grinding wheel holder | 35 | 39 | 12 |
| BA06 | grinding wheel holder | 35 | 47 | 12 |
| BA07 | grinding wheel holder | 35 | 80 | 12 |



Check out page 146-147 for locking kits

DRILL POINT HOLDERS 4BB

| Code | Description | D | L | M |
|------|-----------------------------|----|----|------|
| BB28 | drill point holder 1/2" gas | 37 | 55 | 1/2" |
| BB78 | drill point holder M30 | 37 | 55 | M30 |

DRILL POINT HOLDERS 4BN

| Code | Description | D | L | M |
|------|-----------------------------|----|----|------|
| BB11 | drill point holder 1/2" gas | 50 | 50 | 1/2" |
| BB58 | drill point holder M30 | 50 | 50 | M30 |



COLLET CHUCKS W/ COLLET NUT



| Code | Description | D | L | ER |
|------|------------------------------|----|----|------|
| BE00 | collet chuck with collet nut | 42 | 50 | ER25 |
| BE01 | collet chuck with collet nut | 50 | 50 | ER32 |
| BE02 | collet chuck with collet nut | 63 | 50 | ER40 |

Check out page 140 for wrenches and page 144 for collets



FLANGE WHEEL HOLDERS



| Code | Description | D | L | L2 | N fori |
|------|---------------------|----|----|----|-----------|
| BA51 | flange wheel holder | 50 | 35 | 5 | 6/M6/TK63 |
| BA52 | flange wheel holder | 50 | 75 | 5 | 6/M6/TK63 |

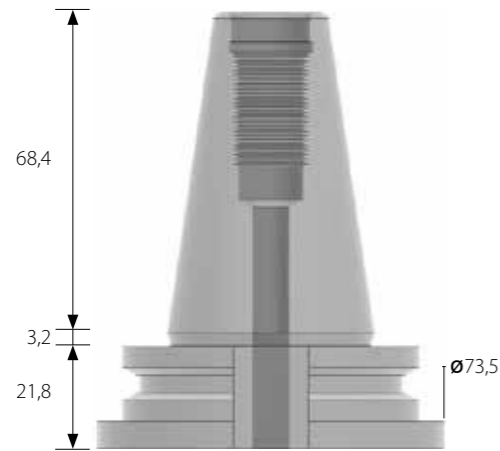
Check out page 146-147 for locking kits



"NORTHWOOD"

Check out page 115 for the complete manufacturing international standards.

SK40 GEN 1 "NORTHWOOD"



Connection code
4AR

Compatible pull studs
AAF35




Check from page 148 for all the details on pull studs

• **MANUFACTURING MATERIAL**



ENDURANCE
Cod. Z2

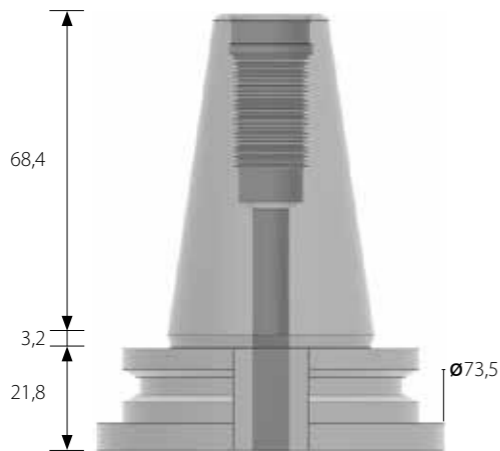
• **OPTIONAL FINISHES***



DARKSIDE
Cod. Z1

* By choosing optional material, the specific hardness may vary.

SK40 GEN 2 "NORTHWOOD"



Connection code
4AR

Compatible pull studs
AAG04



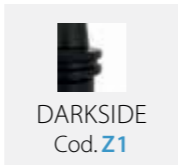
Check from page 148 for all the details on pull studs

• **MANUFACTURING MATERIAL**



ENDURANCE
Cod. Z2

• **OPTIONAL FINISHES***



DARKSIDE
Cod. Z1

* By choosing optional material, the specific hardness may vary.

EASY FIT



| Code | Description | D | L | L3 |
|------|-------------|----|----|----|
| BC00 | EASY FIT | 35 | 34 | 7 |
| BC01 | EASY FIT | 35 | 39 | 7 |
| BC02 | EASY FIT | 35 | 47 | 7 |



Locking kit included, complete with special male and female washers.

GRINDING WHEEL HOLDERS





| Code | Description | D | L | M |
|------|-----------------------|----|----|----|
| BA00 | grinding wheel holder | 22 | 34 | 10 |
| BA01 | grinding wheel holder | 22 | 39 | 10 |
| BA02 | grinding wheel holder | 22 | 47 | 10 |
| BA03 | grinding wheel holder | 22 | 80 | 10 |
| BA13 | grinding wheel holder | 35 | 34 | 10 |
| BA14 | grinding wheel holder | 35 | 39 | 10 |
| BA15 | grinding wheel holder | 35 | 47 | 10 |
| BA16 | grinding wheel holder | 35 | 80 | 10 |

Check out page 146-147 for locking kits

DRILL POINT HOLDERS

| Code | Description | D | L | M |
|------|-----------------------------|---|---|------|
| BB30 | drill point holder 1/2" gas | 0 | 0 | 1/2" |
| BB80 | drill point holder M30 | 0 | 0 | M30 |




COLLET CHUCKS W/ COLLET NUT



| Code | Description | D | L | ER |
|------|------------------------------|----|----|------|
| BE01 | collet chuck with collet nut | 50 | 50 | ER32 |
| BE02 | collet chuck with collet nut | 63 | 50 | ER40 |

Check out page 140 for wrenches and page 144 for collets




FLANGE WHEEL HOLDERS



| Code | Description | D | L | L2 | N fori |
|------|---------------------|----|----|----|-----------|
| BA53 | flange wheel holder | 50 | 5 | 5 | 6/M6/TK63 |
| BA52 | flange wheel holder | 50 | 75 | 5 | 6/M6/TK63 |

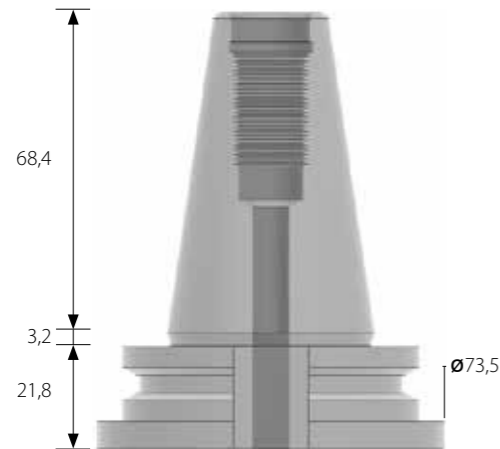
Check out page 146-147 for locking kits



"NORTHWOOD"

Check out page 115 for the complete manufacturing international standards.

SK40 GEN 3 "NORTHWOOD"



Connection code
4AR

Compatible pull studs
AAF49




Check from page 148 for all the details on pull studs

• **MANUFACTURING MATERIAL**



ENDURANCE
Cod. Z2

• **OPTIONAL FINISHES***



DARKSIDE
Cod. Z1

* By choosing optional material, the specific hardness may vary.

EASY FIT



| Code | Description | D | L | L3 |
|------|-------------|----|----|----|
| BC00 | EASY FIT | 35 | 34 | 7 |
| BC01 | EASY FIT | 35 | 39 | 7 |
| BC02 | EASY FIT | 35 | 47 | 7 |



Locking kit included, complete with special male and female washers.




GRINDING WHEEL HOLDERS




| Code | Description | D | L | M |
|------|-----------------------|----|----|----|
| BA00 | grinding wheel holder | 22 | 34 | 10 |
| BA01 | grinding wheel holder | 22 | 39 | 10 |
| BA02 | grinding wheel holder | 22 | 47 | 10 |
| BA03 | grinding wheel holder | 22 | 80 | 10 |
| BA13 | grinding wheel holder | 35 | 34 | 10 |
| BA14 | grinding wheel holder | 35 | 39 | 10 |
| BA15 | grinding wheel holder | 35 | 47 | 10 |
| BA16 | grinding wheel holder | 35 | 80 | 10 |

Check out page 146-147 for locking kits



DRILL POINT HOLDERS

| Code | Description | D | L | M |
|------|-----------------------------|---|---|------|
| BB30 | drill point holder 1/2" gas | 0 | 0 | 1/2" |
| BB80 | drill point holder M30 | 0 | 0 | M30 |



COLLET CHUCKS W/ COLLET NUT



| Code | Description | D | L | ER |
|------|------------------------------|----|----|------|
| BE01 | collet chuck with collet nut | 50 | 50 | ER32 |
| BE02 | collet chuck with collet nut | 63 | 50 | ER40 |

Check out page 140 for wrenches and page 144 for collets



FLANGE WHEEL HOLDERS



| Code | Description | D | L | L2 | N fori |
|------|---------------------|----|----|----|-----------|
| BA53 | flange wheel holder | 50 | 5 | 5 | 6/M6/TK63 |
| BA52 | flange wheel holder | 50 | 75 | 5 | 6/M6/TK63 |

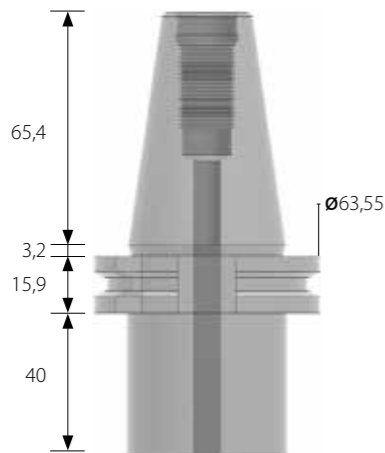
Check out page 146-147 for locking kits



"OMAG"

Check out page 115 for the complete manufacturing international standards.

SK40 "OMAG"



Connection code
4CH

Compatible pull studs
AAG08



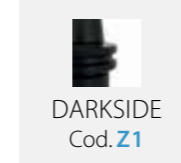
Check from page 148 for all the details on pull studs

• **MANUFACTURING MATERIAL**



ENDURANCE
Cod. Z2

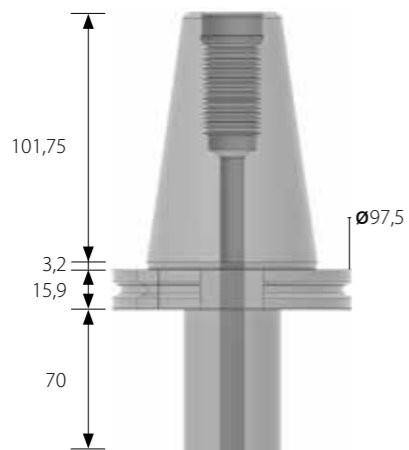
• **OPTIONAL FINISHES***



DARKSIDE
Cod. Z1

* By choosing optional material, the specific hardness may vary.

SK50 "OMAG"



Connection code
4CI

Compatible pull studs
AAF24



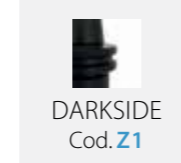
Check from page 148 for all the details on pull studs

• **MANUFACTURING MATERIAL**



ENDURANCE
Cod. Z2

• **OPTIONAL FINISHES***



DARKSIDE
Cod. Z1

* By choosing optional material, the specific hardness may vary.

EASY FIT



| Code | Description | D | L | L3 |
|------|-------------|----|----|----|
| BC01 | EASY FIT | 35 | 39 | 7 |
| BC02 | EASY FIT | 35 | 47 | 7 |



Locking kit included, complete with special male and female washers.



GRINDING WHEEL HOLDERS



| Code | Description | D | L | M |
|------|-----------------------|----|----|----|
| BA00 | grinding wheel holder | 22 | 34 | 10 |
| BA01 | grinding wheel holder | 22 | 39 | 10 |
| BA02 | grinding wheel holder | 22 | 47 | 10 |
| BA03 | grinding wheel holder | 22 | 80 | 10 |
| BA04 | grinding wheel holder | 35 | 34 | 12 |
| BA05 | grinding wheel holder | 35 | 39 | 12 |
| BA06 | grinding wheel holder | 35 | 47 | 12 |
| BA07 | grinding wheel holder | 35 | 80 | 12 |

Check out page 146-147 for locking kits




DRILL POINT HOLDERS 4CH

| Code | Description | D | L | M |
|------|-----------------------------|----|-----|------|
| BB07 | drill point holder 1/2" gas | 40 | 20 | 1/2" |
| BB35 | drill point holder 1/2" gas | 40 | 100 | 1/2" |
| BB57 | drill point holder M30 | 40 | 20 | M30 |

DRILL POINT HOLDERS 4CI

| Code | Description | D | L | M |
|------|-----------------------------|----|-----|------|
| BB06 | drill point holder 1/2" gas | 40 | 80 | 1/2" |
| BB04 | drill point holder 1/2" gas | 40 | 120 | 1/2" |
| BB08 | drill point holder 1/2" gas | 40 | 200 | 1/2" |
| BB51 | drill point holder M30 | 40 | 80 | M30 |




COLLET CHUCKS W/ COLLET NUT



| Code | Description | D | L | ER |
|------|------------------------------|----|----|------|
| BE01 | collet chuck with collet nut | 50 | 50 | ER32 |
| BE02 | collet chuck with collet nut | 63 | 50 | ER40 |

Check out page 140 for wrenches and page 144 for collets




FLANGE WHEEL HOLDERS



| Code | Description | D | L | L2 | N fori |
|------|---------------------|----|----|----|-----------|
| BA51 | flange wheel holder | 50 | 35 | 5 | 6/M6/TK63 |
| BA52 | flange wheel holder | 50 | 75 | 5 | 6/M6/TK63 |

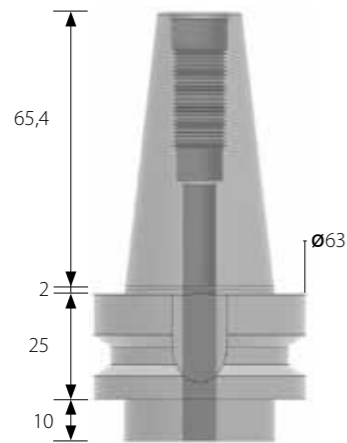
Check out page 146-147 for locking kits



"PARK INDUSTRIES"

Check out page 115 for the complete manufacturing international standards.

BT40 GEN 1 "PARK INDUSTRIES"



Connection code
4CP

Compatible pull studs
AAF89



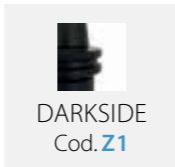
Check from page 148 for all the details on pull studs

• **MANUFACTURING MATERIAL**



ENDURANCE
Cod. Z2

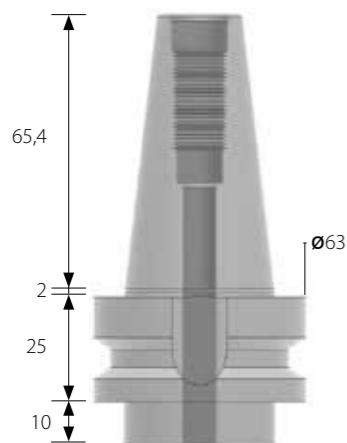
• **OPTIONAL FINISHES***



DARKSIDE
Cod. Z1

* By choosing optional material, the specific hardness may vary.

BT40 GEN 2 "PARK INDUSTRIES"



Connection code
4CP

Compatible pull studs
AAF49



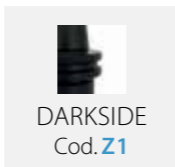
Check from page 148 for all the details on pull studs

• **MANUFACTURING MATERIAL**



ENDURANCE
Cod. Z2

• **OPTIONAL FINISHES***



DARKSIDE
Cod. Z1

* By choosing optional material, the specific hardness may vary.

EASY FIT



| Code | Description | D | L | L3 |
|------|-------------|----|----|----|
| BC01 | EASY FIT | 35 | 39 | 7 |
| BC02 | EASY FIT | 35 | 47 | 7 |




Locking kit included, complete with special male and female washers.

GRINDING WHEEL HOLDERS




| Code | Description | D | L | M |
|------|-----------------------|----|----|--------|
| BA17 | grinding wheel holder | 22 | 34 | 0,625" |
| BA18 | grinding wheel holder | 22 | 39 | 0,625" |
| BA19 | grinding wheel holder | 22 | 47 | 0,625" |
| BA20 | grinding wheel holder | 22 | 80 | 0,625" |
| BA21 | grinding wheel holder | 35 | 34 | 0,747" |
| BA22 | grinding wheel holder | 35 | 39 | 0,747" |
| BA23 | grinding wheel holder | 35 | 47 | 0,747" |
| BA24 | grinding wheel holder | 35 | 80 | 0,747" |

Check out page 146-147 for locking kits



DRILL POINT HOLDERS

| Code | Description | D | L | M |
|------|-----------------------------|----|----|------|
| BB02 | drill point holder 1/2" gas | 45 | 23 | 1/2" |
| BB69 | drill point holder M30 | 45 | 23 | M30 |



COLLET CHUCKS W/ COLLET NUT



| Code | Description | D | L | ER |
|------|------------------------------|----|----|------|
| BE01 | collet chuck with collet nut | 50 | 50 | ER32 |
| BE02 | collet chuck with collet nut | 63 | 50 | ER40 |

Check out page 140 for wrenches and page 144 for collets



FLANGE WHEEL HOLDERS



| Code | Description | D | L | L2 | N fori |
|------|---------------------|----|----|----|-----------|
| BA51 | flange wheel holder | 50 | 35 | 5 | 6/M6/TK63 |
| BA52 | flange wheel holder | 50 | 75 | 5 | 6/M6/TK63 |

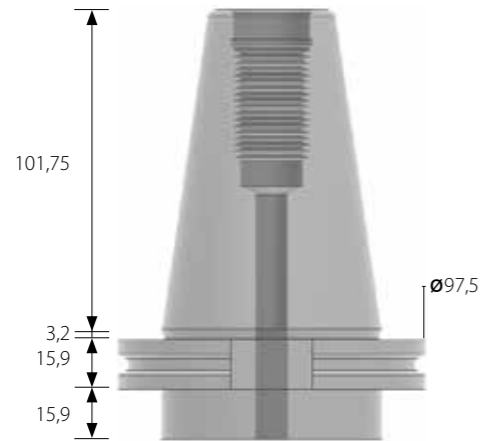
Check out page 146-147 for locking kits



"PARK INDUSTRIES"

Check out page 115 for the complete manufacturing international standards.

SK50 "PARK INDUSTRIES"



Connection code
4BR

Compatible pull studs
AAF51



Check from page 148 for all the details on pull studs

• **MANUFACTURING MATERIAL**



• **OPTIONAL FINISHES***



* By choosing optional material, the specific hardness may vary.

EASY FIT



| Code | Description | D | L | L3 |
|------|-------------|----|----|----|
| BC00 | EASY FIT | 35 | 34 | 7 |
| BC01 | EASY FIT | 35 | 39 | 7 |
| BC02 | EASY FIT | 35 | 47 | 7 |




Locking kit included, complete with special male and female washers.

GRINDING WHEEL HOLDERS




| Code | Description | D | L | M |
|------|-----------------------|----|----|----|
| BA00 | grinding wheel holder | 22 | 34 | 10 |
| BA01 | grinding wheel holder | 22 | 39 | 10 |
| BA02 | grinding wheel holder | 22 | 47 | 10 |
| BA03 | grinding wheel holder | 22 | 80 | 10 |
| BA04 | grinding wheel holder | 35 | 34 | 12 |
| BA05 | grinding wheel holder | 35 | 39 | 12 |
| BA06 | grinding wheel holder | 35 | 47 | 12 |
| BA07 | grinding wheel holder | 35 | 80 | 12 |

Check out page 146-147 for locking kits



DRILL POINT HOLDERS

| Code | Description | D | L | M |
|------|-----------------------------|----|----|------|
| BB05 | drill point holder 1/2" gas | 40 | 50 | 1/2" |
| BB54 | drill point holder M30 | 40 | 50 | M30 |



COLLET CHUCKS W/ COLLET NUT



| Code | Description | D | L | ER |
|------|------------------------------|----|----|------|
| BE01 | collet chuck with collet nut | 50 | 50 | ER32 |
| BE02 | collet chuck with collet nut | 63 | 50 | ER40 |

Check out page 140 for wrenches and page 144 for collets



FLANGE WHEEL HOLDERS



| Code | Description | D | L | L2 | N fori |
|------|---------------------|----|----|----|-----------|
| BA51 | flange wheel holder | 50 | 35 | 5 | 6/M6/TK63 |
| BA52 | flange wheel holder | 50 | 75 | 5 | 6/M6/TK63 |

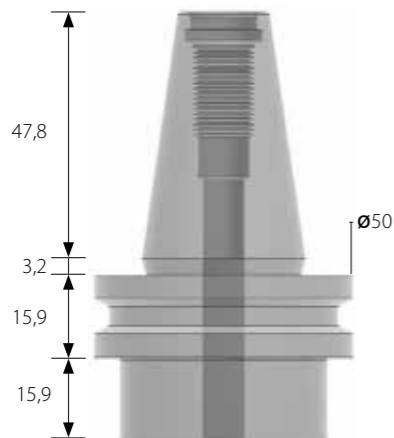
Check out page 146-147 for locking kits



"PAVONI"

Check out page 115 for the complete manufacturing international standards.

SK30 "PAVONI"



Connection code
4BW

Compatible pull studs
AAG02




Check from page 148 for all the details on pull studs

• **MANUFACTURING MATERIAL**



ENDURANCE
Cod. Z2

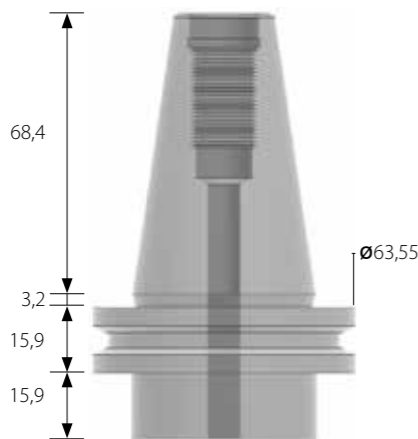
• **OPTIONAL FINISHES***



DARKSIDE
Cod. Z1

* By choosing optional material, the specific hardness may vary.

SK40 "PAVONI"



Connection code
4CK

Compatible pull studs
AAF49



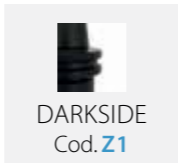
Check from page 148 for all the details on pull studs

• **MANUFACTURING MATERIAL**



ENDURANCE
Cod. Z2

• **OPTIONAL FINISHES***



DARKSIDE
Cod. Z1

* By choosing optional material, the specific hardness may vary.

EASY FIT



| Code | Description | D | L | L2 |
|------|-------------|----|----|----|
| BC00 | EASY FIT | 35 | 34 | 7 |
| BC01 | EASY FIT | 35 | 39 | 7 |
| BC02 | EASY FIT | 35 | 47 | 7 |



Locking kit included, complete with special male and female washers.



GRINDING WHEEL HOLDERS



| Code | Description | D | L | M |
|------|-----------------------|----|----|----|
| BA00 | grinding wheel holder | 22 | 34 | 10 |
| BA01 | grinding wheel holder | 22 | 39 | 10 |
| BA02 | grinding wheel holder | 22 | 47 | 10 |
| BA03 | grinding wheel holder | 22 | 80 | 10 |
| BA04 | grinding wheel holder | 35 | 34 | 12 |
| BA05 | grinding wheel holder | 35 | 39 | 12 |
| BA06 | grinding wheel holder | 35 | 47 | 12 |
| BA07 | grinding wheel holder | 35 | 80 | 12 |

Check out page 146-147 for locking kits




DRILL POINT HOLDERS 4BW

| Code | Description | D | L | M |
|------|-----------------------------|----|----|------|
| BB01 | drill point holder 1/2" gas | 40 | 40 | 1/2" |
| BB52 | drill point holder M30 | 40 | 40 | M30 |

DRILL POINT HOLDERS 4CK

| Code | Description | D | L | M |
|------|-----------------------------|----|----|------|
| BB17 | drill point holder 1/2" gas | 45 | 45 | 1/2" |
| BB62 | drill point holder M30 | 45 | 45 | M30 |



COLLET CHUCKS W/ COLLET NUT



| Code | Description | D | L | ER |
|------|------------------------------|----|----|------|
| BE00 | collet chuck with collet nut | 42 | 50 | ER25 |
| BE01 | collet chuck with collet nut | 50 | 50 | ER32 |
| BE02 | collet chuck with collet nut | 63 | 50 | ER40 |

Check out page 140 for wrenches and page 144 for collets



FLANGE WHEEL HOLDERS



| Code | Description | D | L | L2 | N fori |
|------|---------------------|----|----|----|-----------|
| BA51 | flange wheel holder | 50 | 35 | 5 | 6/M6/TK63 |
| BA52 | flange wheel holder | 50 | 75 | 5 | 6/M6/TK63 |

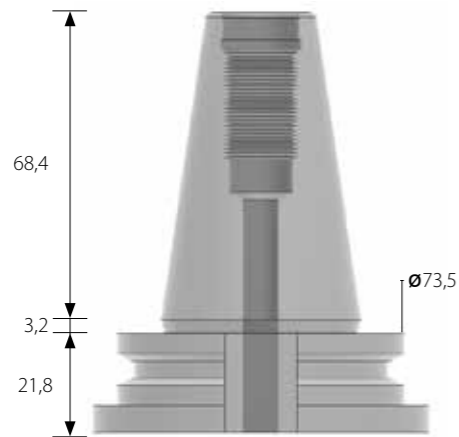
Check out page 146-147 for locking kits



"P CRUZ"

Check out page 115 for the complete manufacturing international standards.

SK40 "P CRUZ"



Connection code
4AR

Compatible pull studs
AAF49

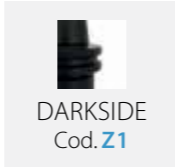


Check from page 148 for all the details on pull studs

• **MANUFACTURING MATERIAL**



• **OPTIONAL FINISHES***



* By choosing optional material, the specific hardness may vary.

EASY FIT



| Code | Description | D | L | L3 |
|------|-------------|----|----|----|
| BC00 | EASY FIT | 35 | 34 | 7 |
| BC01 | EASY FIT | 35 | 39 | 7 |
| BC02 | EASY FIT | 35 | 47 | 7 |




Locking kit included, complete with special male and female washers.

GRINDING WHEEL HOLDERS




| Code | Description | D | L | M |
|------|-----------------------|----|----|----|
| BA00 | grinding wheel holder | 22 | 34 | 10 |
| BA01 | grinding wheel holder | 22 | 39 | 10 |
| BA02 | grinding wheel holder | 22 | 47 | 10 |
| BA03 | grinding wheel holder | 22 | 80 | 10 |
| BA13 | grinding wheel holder | 35 | 34 | 10 |
| BA14 | grinding wheel holder | 35 | 39 | 10 |
| BA15 | grinding wheel holder | 35 | 47 | 10 |
| BA16 | grinding wheel holder | 35 | 80 | 10 |

Check out page 146-147 for locking kits



DRILL POINT HOLDERS

| Code | Description | D | L | M |
|------|-----------------------------|---|---|------|
| BB30 | drill point holder 1/2" gas | 0 | 0 | 1/2" |
| BB80 | drill point holder M30 | 0 | 0 | M30 |



COLLET CHUCKS W/ COLLET NUT



| Code | Description | D | L | ER |
|------|------------------------------|----|----|------|
| BE01 | collet chuck with collet nut | 50 | 50 | ER32 |
| BE02 | collet chuck with collet nut | 63 | 50 | ER40 |

Check out page 140 for wrenches and page 144 for collets



FLANGE WHEEL HOLDERS



| Code | Description | D | L | L2 | N fori |
|------|---------------------|----|----|----|-----------|
| BA53 | flange wheel holder | 50 | 5 | 5 | 6/M6/TK63 |
| BA52 | flange wheel holder | 50 | 75 | 5 | 6/M6/TK63 |

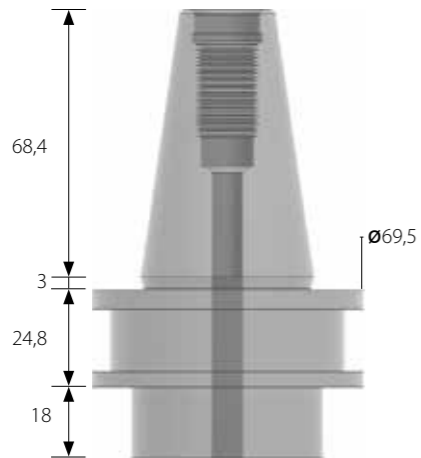
Check out page 146-147 for locking kits



"PRUSSIANI" NT / "AGUT"

Check out page 115 for the complete manufacturing international standards.

SK40 "PRUSSIANI" NT / "AGUT"



Connection code
4BE

Compatible pull studs
AAF49




Check from page 148 for all the details on pull studs

• **MANUFACTURING MATERIAL**



ENDURANCE
Cod. Z2

• **OPTIONAL FINISHES***



DARKSIDE
Cod. Z1

* By choosing optional material, the specific hardness may vary.

EASY FIT



| Code | Description | D | L | L3 |
|------|-------------|----|----|----|
| BC01 | EASY FIT | 35 | 39 | 7 |
| BC02 | EASY FIT | 35 | 47 | 7 |



Locking kit included, complete with special male and female washers.



GRINDING WHEEL HOLDERS




| Code | Description | D | L | M |
|--------|-----------------------|----|-----|----|
| BA00 | grinding wheel holder | 22 | 34 | 10 |
| BA01 | grinding wheel holder | 22 | 39 | 10 |
| BA02 | grinding wheel holder | 22 | 47 | 10 |
| BA03 | grinding wheel holder | 22 | 80 | 10 |
| BA04 | grinding wheel holder | 35 | 34 | 12 |
| BA05 | grinding wheel holder | 35 | 39 | 12 |
| BA06 | grinding wheel holder | 25 | 80 | 12 |
| BA07 | grinding wheel holder | 35 | 80 | 12 |
| * BA09 | grinding wheel holder | 25 | 107 | 30 |

Check out page 146-147 for locking kits



DRILL POINT HOLDERS

| Code | Description | D | L | M |
|------|-----------------------------|----|----|------|
| BB24 | drill point holder 1/2" gas | 49 | 18 | 1/2" |
| BB68 | drill point holder M30 | 49 | 18 | M30 |



COLLET CHUCKS W/ COLLET NUT



| Code | Description | D | L | ER |
|------|------------------------------|----|----|------|
| BE01 | collet chuck with collet nut | 50 | 50 | ER32 |
| BE01 | collet chuck with collet nut | 63 | 50 | ER40 |

Check out page 140 for wrenches and page 144 for collets



FLANGE WHEEL HOLDERS



| Code | Description | D | L | L2 | N fori |
|------|---------------------|----|----|----|-----------|
| BA51 | flange wheel holder | 50 | 35 | 5 | 6/M6/TK63 |
| BA52 | flange wheel holder | 50 | 75 | 5 | 6/M6/TK63 |

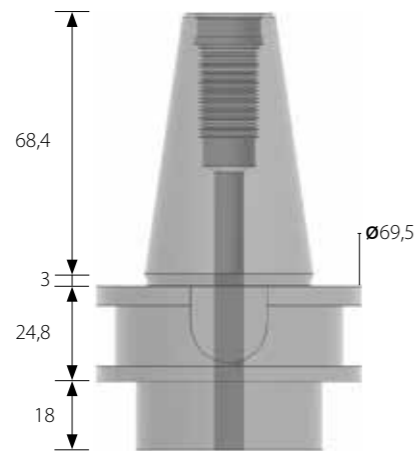
Check out page 146-147 for locking kits



"PRUSSIANI" NNT

Check out page 115 for the complete manufacturing international standards.

SK40 "PRUSSIANI" NNT



Connection code
4CG

Compatible pull studs
AAF49



Check from page 148 for all the details on pull studs

• **MANUFACTURING MATERIAL**



• **OPTIONAL FINISHES***



* By choosing optional material, the specific hardness may vary.

EASY FIT



| Code | Description | D | L | L3 |
|------|-------------|----|----|----|
| BC01 | EASY FIT | 35 | 39 | 7 |
| BC02 | EASY FIT | 35 | 47 | 7 |




Locking kit included, complete with special male and female washers.

GRINDING WHEEL HOLDERS




| Code | Description | D | L | M |
|--------|-----------------------|----|-----|----|
| BA00 | grinding wheel holder | 22 | 34 | 10 |
| BA01 | grinding wheel holder | 22 | 39 | 10 |
| BA02 | grinding wheel holder | 22 | 47 | 10 |
| BA03 | grinding wheel holder | 22 | 80 | 10 |
| BA04 | grinding wheel holder | 35 | 34 | 12 |
| BA05 | grinding wheel holder | 35 | 39 | 12 |
| BA06 | grinding wheel holder | 35 | 47 | 12 |
| BA07 | grinding wheel holder | 35 | 80 | 12 |
| * BA09 | grinding wheel holder | 35 | 107 | 30 |

* Check out page 146-147 for locking kits



DRILL POINT HOLDERS

| Code | Description | D | L | M |
|------|-----------------------------|----|----|------|
| BB24 | drill point holder 1/2" gas | 49 | 18 | 1/2" |
| BB68 | drill point holder M30 | 49 | 18 | M30 |



COLLET CHUCKS W/ COLLET NUT



| Code | Description | D | L | ER |
|------|------------------------------|----|----|------|
| BE01 | collet chuck with collet nut | 50 | 50 | ER32 |
| BE02 | collet chuck with collet nut | 63 | 50 | ER40 |

Check out page 140 for wrenches and page 144 for collets



FLANGE WHEEL HOLDERS



| Code | Description | D | L | L2 | N fori |
|------|---------------------|----|----|----|-----------|
| BA51 | flange wheel holder | 50 | 35 | 5 | 6/M6/TK63 |
| BA52 | flange wheel holder | 50 | 75 | 5 | 6/M6/TK63 |

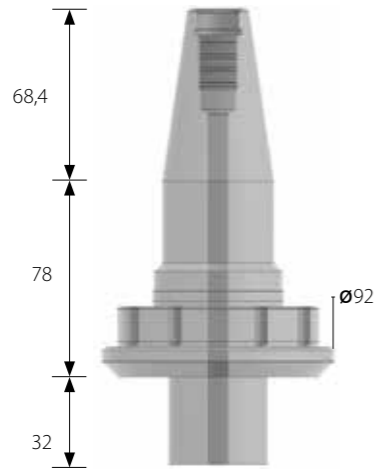
Check out page 146-147 for locking kits



PRUSSIANI OT

Check out page 115 for the complete manufacturing international standards.

SK40 "PRUSSIANI OT"



Connection code
4BF

Compatible pull studs
AAF49



Check from page 148 for all the details on pull studs

• **MANUFACTURING MATERIAL**



• **OPTIONAL FINISHES***



* By choosing optional material, the specific hardness may vary.

EASY FIT



| Code | Description | D | L | L3 |
|-------------|-------------|----|----|----|
| BC01 | EASY FIT | 35 | 39 | 7 |
| BC02 | EASY FIT | 35 | 47 | 7 |



Locking kit included, complete with special male and female washers.

GRINDING WHEEL HOLDERS DX




| Code | Description | D | L | M |
|-------------|-----------------------|----|-----|----|
| BA09 | grinding wheel holder | 35 | 107 | 30 |

Check out page 146-147 for locking kits



DRILL POINT HOLDERS

| Code | Description | D | L | M |
|-------------|-----------------------------|----|----|------|
| BB37 | drill point holder 1/2" gas | 50 | 35 | 1/2" |
| BB88 | drill point holder M30 | 50 | 35 | M30 |



COLLET CHUCKS W/ COLLET NUT



| Code | Description | D | L | ER |
|-------------|------------------------------|----|----|------|
| BE01 | collet chuck with collet nut | 50 | 50 | ER32 |
| BE02 | collet chuck with collet nut | 63 | 50 | ER40 |

Check out page 140 for wrenches and page 144 for collets



FLANGE WHEEL HOLDERS



| Code | Description | D | L | L2 | N |
|-------------|---------------------|----|----|----|---|
| BA51 | flange wheel holder | 50 | 35 | 30 | 6 |
| BA52 | flange wheel holder | 50 | 75 | 30 | 6 |

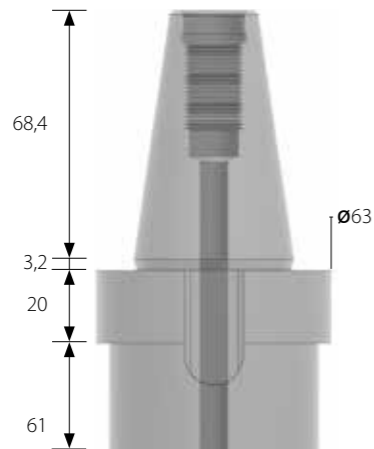
Check out page 146-147 for locking kits



"RAVELLI" NT

Check out page 115 for the complete manufacturing international standards.

SK40 "RAVELLI" NT



Connection code
4CE

Compatible pull studs
AAF49




Check from page 148 for all the details on pull studs

• **MANUFACTURING MATERIAL**

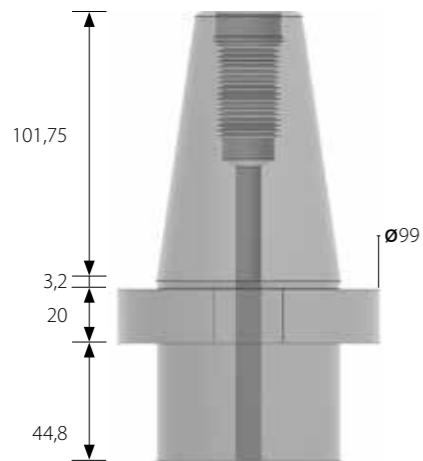


• **OPTIONAL FINISHES***



* By choosing optional material, the specific hardness may vary.

SK50 "RAVELLI" NT



Connection code
4CF

Compatible pull studs
AAF51



Check from page 148 for all the details on pull studs

• **MANUFACTURING MATERIAL**



• **OPTIONAL FINISHES***



* By choosing optional material, the specific hardness may vary.

EASY FIT



| Code | Description | D | L | L2 |
|------|-------------|----|----|----|
| BC01 | EASY FIT | 35 | 39 | 7 |
| BC02 | EASY FIT | 35 | 47 | 7 |



Locking kit included, complete with special male and female washers.




GRINDING WHEEL HOLDERS



| Code | Description | D | L | M |
|------|-----------------------|----|----|----|
| BA00 | grinding wheel holder | 22 | 34 | 10 |
| BA01 | grinding wheel holder | 22 | 39 | 10 |
| BA02 | grinding wheel holder | 22 | 47 | 10 |
| BA03 | grinding wheel holder | 22 | 80 | 10 |
| BA04 | grinding wheel holder | 35 | 34 | 12 |
| BA05 | grinding wheel holder | 35 | 39 | 12 |
| BA06 | grinding wheel holder | 35 | 47 | 12 |
| BA07 | grinding wheel holder | 35 | 80 | 12 |

Check out page 146-147 for locking kits




DRILL POINT HOLDERS 4CE

| Code | Description | D | L | M |
|------|-----------------------------|----|----|------|
| BB09 | drill point holder 1/2" gas | 40 | 61 | 1/2" |
| BB59 | drill point holder M30 | 40 | 61 | M30 |

DRILL POINT HOLDERS 4CF

| Code | Description | D | L | M |
|------|-----------------------------|----|----|------|
| BB11 | drill point holder 1/2" gas | 50 | 50 | 1/2" |
| BB58 | drill point holder M30 | 50 | 50 | M30 |



COLLET CHUCKS W/ COLLET NUT



| Code | Description | D | L | ER |
|------|------------------------------|----|----|------|
| BE01 | collet chuck with collet nut | 50 | 50 | ER32 |
| BE02 | collet chuck with collet nut | 63 | 50 | ER40 |

Check out page 140 for wrenches and page 144 for collets




FLANGE WHEEL HOLDERS



| Code | Description | D | L | L2 | N fori |
|------|---------------------|----|----|----|-----------|
| BA51 | flange wheel holder | 50 | 35 | 5 | 6/M6/TK63 |
| BA52 | flange wheel holder | 50 | 75 | 5 | 6/M6/TK63 |

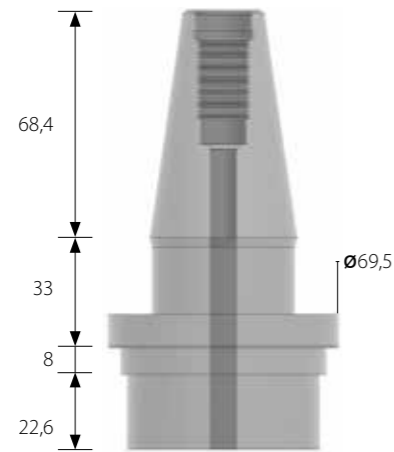
Check out page 146-147 for locking kits



"RAVELLI" OT

Check out page 115 for the complete manufacturing international standards.

SK40 "RAVELLI" OT



Connection code
4BG

Compatible pull studs
AAF49

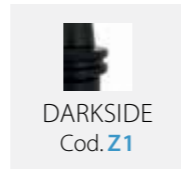


Check from page 148 for all the details on pull studs

• **MANUFACTURING MATERIAL**



• **OPTIONAL FINISHES***



* By choosing optional material, the specific hardness may vary.

EASY FIT



| Code | Description | D | L | L3 |
|------|-------------|----|----|----|
| BC01 | EASY FIT | 35 | 39 | 7 |
| BC02 | EASY FIT | 35 | 47 | 7 |




Locking kit included, complete with special male and female washers.

GRINDING WHEEL HOLDERS




| Code | Description | D | L | M |
|------|-----------------------|----|----|----|
| BA00 | grinding wheel holder | 22 | 34 | 10 |
| BA01 | grinding wheel holder | 22 | 39 | 10 |
| BA02 | grinding wheel holder | 22 | 47 | 10 |
| BA03 | grinding wheel holder | 22 | 80 | 10 |
| BA04 | grinding wheel holder | 35 | 34 | 12 |
| BA05 | grinding wheel holder | 35 | 39 | 12 |
| BA06 | grinding wheel holder | 35 | 47 | 12 |
| BA07 | grinding wheel holder | 35 | 80 | 12 |

Check out page 146-147 for locking kits



DRILL POINT HOLDERS

| Code | Description | D | L | M |
|------|-----------------------------|----|------|------|
| BB27 | drill point holder 1/2" gas | 54 | 44,5 | 1/2" |
| BB84 | drill point holder M30 | 54 | 44,5 | M30 |



COLLET CHUCKS W/ COLLET NUT



| Code | Description | D | L | ER |
|------|------------------------------|----|----|------|
| BE01 | collet chuck with collet nut | 50 | 50 | ER32 |
| BE02 | collet chuck with collet nut | 63 | 50 | ER40 |

Check out page 140 for wrenches and page 144 for collets



FLANGE WHEEL HOLDERS



| Code | Description | D | L | L2 | N fori |
|------|---------------------|----|----|----|-----------|
| BA51 | flange wheel holder | 50 | 35 | 5 | 6/M6/TK63 |
| BA52 | flange wheel holder | 50 | 75 | 5 | 6/M6/TK63 |

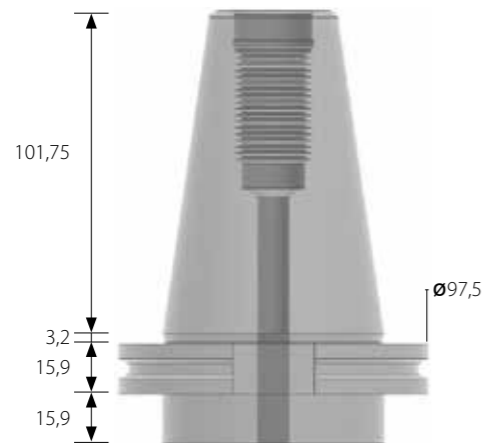
Check out page 146-147 for locking kits



"SASSO"/"CEI"

Check out page 115 for the complete manufacturing international standards.

SK50 "SASSO"



Connection code
4BR

Compatible pull studs
AAF51



Check from page 148 for all the details on pull studs

• **MANUFACTURING MATERIAL**



• **OPTIONAL FINISHES***



* By choosing optional material, the specific hardness may vary.

EASY FIT



| Code | Description | D | L | L3 |
|------|-------------|----|----|----|
| BC01 | EASY FIT | 35 | 39 | 7 |
| BC02 | EASY FIT | 35 | 47 | 7 |




Locking kit included, complete with special male and female washers.

GRINDING WHEEL HOLDERS




| Code | Description | D | L | M |
|------|-----------------------|----|----|----|
| BA00 | grinding wheel holder | 22 | 34 | 10 |
| BA01 | grinding wheel holder | 22 | 39 | 10 |
| BA02 | grinding wheel holder | 22 | 47 | 10 |
| BA03 | grinding wheel holder | 22 | 80 | 10 |
| BA04 | grinding wheel holder | 35 | 34 | 12 |
| BA05 | grinding wheel holder | 35 | 39 | 12 |
| BA06 | grinding wheel holder | 35 | 47 | 12 |
| BA07 | grinding wheel holder | 35 | 80 | 12 |

Check out page 146-147 for locking kits



DRILL POINT HOLDERS

| Code | Description | D | L | M |
|------|-----------------------------|----|----|------|
| BB05 | drill point holder 1/2" gas | 40 | 50 | 1/2" |
| BB06 | drill point holder 1/2" gas | 40 | 80 | 1/2" |
| BB51 | drill point holder M30 | 40 | 80 | M30 |



COLLET CHUCKS W/ COLLET NUT



| Code | Description | D | L | ER |
|------|------------------------------|----|----|------|
| BE01 | collet chuck with collet nut | 50 | 50 | ER32 |
| BE02 | collet chuck with collet nut | 63 | 50 | ER40 |

Check out page 140 for wrenches and page 144 for collets



FLANGE WHEEL HOLDERS



| Code | Description | D | L | L2 | N fori |
|------|---------------------|----|----|----|-----------|
| BA51 | flange wheel holder | 50 | 35 | 5 | 6/M6/TK63 |
| BA52 | flange wheel holder | 50 | 75 | 5 | 6/M6/TK63 |

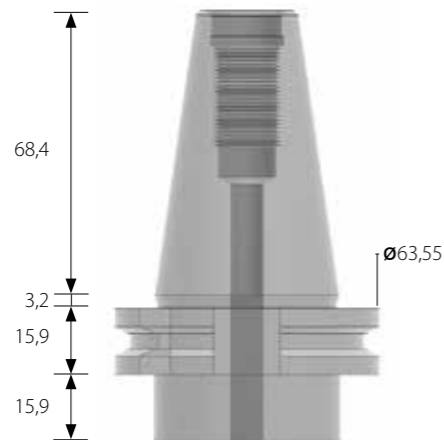
Check out page 146-147 for locking kits



"SCANDINVENT"

Check out page 115 for the complete manufacturing international standards.

SK40 "SCANDINVENT"



Connection code
4AB

Compatible pull studs
AAF49



Check from page 148 for all the details on pull studs

• **MANUFACTURING MATERIAL**



ENDURANCE
Cod. Z2

• **OPTIONAL FINISHES***



DARKSIDE
Cod. Z1

* By choosing optional material, the specific hardness may vary.

EASY FIT



| Code | Description | D | L | L3 |
|------|-------------|----|----|----|
| BC00 | EASY FIT | 35 | 34 | 7 |
| BC01 | EASY FIT | 35 | 39 | 7 |
| BC02 | EASY FIT | 35 | 47 | 7 |



Locking kit included, complete with special male and female washers.

GRINDING WHEEL HOLDERS




| Code | Description | D | L | M |
|------|-----------------------|----|----|----|
| BA00 | grinding wheel holder | 22 | 34 | 10 |
| BA01 | grinding wheel holder | 22 | 39 | 10 |
| BA02 | grinding wheel holder | 22 | 47 | 10 |
| BA03 | grinding wheel holder | 22 | 80 | 10 |
| BA04 | grinding wheel holder | 35 | 34 | 12 |
| BA05 | grinding wheel holder | 35 | 39 | 12 |
| BA06 | grinding wheel holder | 35 | 47 | 12 |
| BA07 | grinding wheel holder | 35 | 80 | 12 |

Check out page 146-147 for locking kits



DRILL POINT HOLDERS

| Code | Description | D | L | M |
|------|-----------------------------|----|----|------|
| BB11 | drill point holder 1/2" gas | 50 | 50 | 1/2" |
| BB58 | drill point holder M30 | 50 | 50 | M30 |



COLLET CHUCKS W/ COLLET NUT



| Code | Description | D | L | ER |
|------|------------------------------|----|----|------|
| BE01 | collet chuck with collet nut | 50 | 50 | ER32 |
| BE02 | collet chuck with collet nut | 63 | 50 | ER40 |

Check out page 140 for wrenches and page 144 for collets



FLANGE WHEEL HOLDERS



| Code | Description | D | L | L2 | N fori |
|------|---------------------|----|----|----|-----------|
| BA51 | flange wheel holder | 50 | 35 | 5 | 6/M6/TK63 |
| BA52 | flange wheel holder | 50 | 75 | 5 | 6/M6/TK63 |

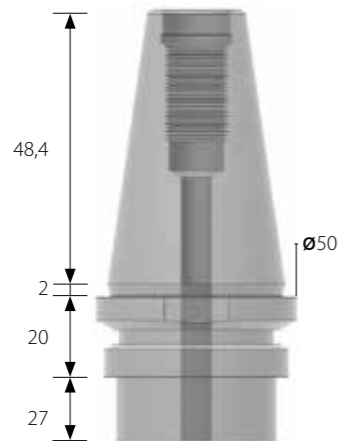
Check out page 146-147 for locking kits



"SKG"

Check out page 115 for the complete manufacturing international standards.

SK30 "SKG"



Connection code
4BI

Compatible pull studs
AAG02



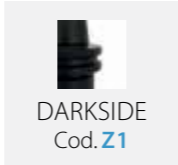
Check from page 148 for all the details on pull studs

• **MANUFACTURING MATERIAL**



ENDURANCE
Cod. **Z2**

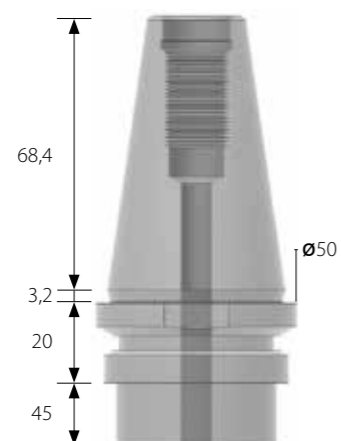
• **OPTIONAL FINISHES***



DARKSIDE
Cod. **Z1**

* By choosing optional material, the specific hardness may vary.

SK40 "SKG"



Connection code
4BJ

Compatible pull studs
AAF49



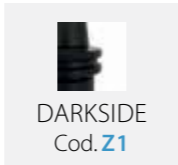
Check from page 148 for all the details on pull studs

• **MANUFACTURING MATERIAL**



ENDURANCE
Cod. **Z2**

• **OPTIONAL FINISHES***



DARKSIDE
Cod. **Z1**

* By choosing optional material, the specific hardness may vary.

EASY FIT



| Code | Description | D | L | L3 |
|-------------|-------------|----|----|----|
| BC01 | EASY FIT | 35 | 39 | 7 |
| BC02 | EASY FIT | 35 | 47 | 7 |



Locking kit included, complete with special male and female washers.



GRINDING WHEEL HOLDERS



| Code | Description | D | L | M |
|-------------|-----------------------|----|----|----|
| BA00 | grinding wheel holder | 22 | 34 | 10 |
| BA01 | grinding wheel holder | 22 | 39 | 10 |
| BA02 | grinding wheel holder | 22 | 47 | 10 |
| BA03 | grinding wheel holder | 22 | 80 | 10 |
| BA04 | grinding wheel holder | 35 | 34 | 12 |
| BA05 | grinding wheel holder | 35 | 39 | 12 |
| BA06 | grinding wheel holder | 35 | 47 | 12 |
| BA07 | grinding wheel holder | 35 | 80 | 12 |

Check out page 146-147 for locking kits




DRILL POINT HOLDERS 4BI

| Code | Description | D | L | M |
|-------------|-----------------------------|----|----|------|
| BB10 | drill point holder 1/2" gas | 40 | 27 | 1/2" |
| BB55 | drill point holder M30 | 40 | 27 | M30 |

DRILL POINT HOLDERS 4BJ

| Code | Description | D | L | M |
|-------------|-----------------------------|----|----|------|
| BB03 | drill point holder 1/2" gas | 40 | 65 | 1/2" |
| BB53 | drill point holder M30 | 40 | 65 | M30 |




COLLET CHUCKS W/ COLLET NUT



| Code | Description | D | L | ER |
|-------------|------------------------------|----|----|------|
| BE00 | collet chuck with collet nut | 42 | 50 | ER25 |
| BE01 | collet chuck with collet nut | 50 | 50 | ER32 |
| BE02 | collet chuck with collet nut | 63 | 50 | ER40 |

Check out page 140 for wrenches and page 144 for collets



FLANGE WHEEL HOLDERS



| Code | Description | D | L | L2 | N fori |
|-------------|---------------------|----|----|----|-----------|
| BA51 | flange wheel holder | 50 | 35 | 5 | 6/M6/TK63 |
| BA52 | flange wheel holder | 50 | 75 | 5 | 6/M6/TK63 |

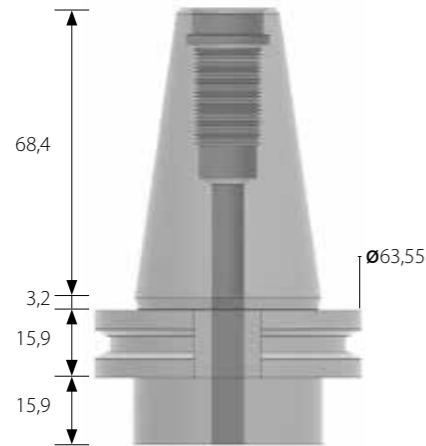
Check out page 146-147 for locking kits



"TERZAGO"

Check out page 115 for the complete manufacturing international standards.

SK40 "TERZAGO"



Connection code
4AU

Compatible pull studs
AAF49



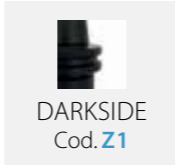
Check from page 148 for all the details on pull studs

• **MANUFACTURING MATERIAL**



ENDURANCE
Cod. Z2

• **OPTIONAL FINISHES***



DARKSIDE
Cod. Z1

* By choosing optional material, the specific hardness may vary.

EASY FIT



| Code | Description | D | L | L3 |
|------|-------------|----|----|----|
| BC00 | EASY FIT | 35 | 34 | 7 |
| BC01 | EASY FIT | 35 | 39 | 7 |
| BC02 | EASY FIT | 35 | 47 | 7 |




Locking kit included, complete with special male and female washers.

GRINDING WHEEL HOLDERS




| Code | Description | D | L | M |
|------|-----------------------|----|----|----|
| BA00 | grinding wheel holder | 22 | 34 | 10 |
| BA01 | grinding wheel holder | 22 | 39 | 10 |
| BA02 | grinding wheel holder | 22 | 47 | 10 |
| BA03 | grinding wheel holder | 22 | 80 | 10 |
| BA04 | grinding wheel holder | 35 | 34 | 12 |
| BA05 | grinding wheel holder | 35 | 39 | 12 |
| BA06 | grinding wheel holder | 35 | 47 | 12 |
| BA07 | grinding wheel holder | 35 | 80 | 12 |

Check out page 146-147 for locking kits



DRILL POINT HOLDERS

| Code | Description | D | L | M |
|------|-----------------------------|----|----|------|
| BB11 | drill point holder 1/2" gas | 50 | 50 | 1/2" |
| BB58 | drill point holder M30 | 50 | 50 | M30 |



COLLET CHUCKS W/ COLLET NUT



| Code | Description | D | L | ER |
|------|------------------------------|----|----|------|
| BE01 | collet chuck with collet nut | 50 | 50 | ER32 |
| BE02 | collet chuck with collet nut | 63 | 50 | ER40 |

Check out page 140 for wrenches and page 144 for collets



FLANGE WHEEL HOLDERS



| Code | Description | D | L | L2 | N fori |
|------|---------------------|----|----|----|-----------|
| BA51 | flange wheel holder | 50 | 35 | 5 | 6/M6/TK63 |
| BA52 | flange wheel holder | 50 | 75 | 5 | 6/M6/TK63 |

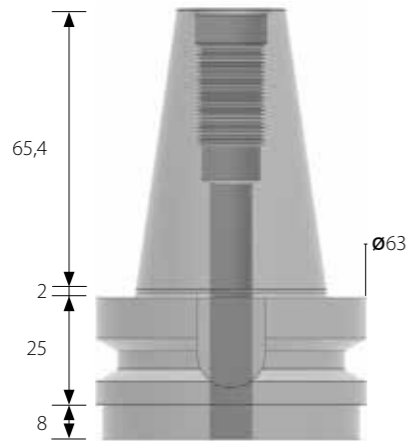
Check out page 146-147 for locking kits



THIBAUT

Check out page 115 for the complete manufacturing international standards.

BT40 "THIBAUT"



Connection code
4AH

Compatible pull studs
AAG07



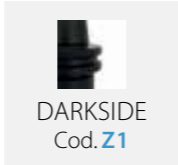
Check from page 148 for all the details on pull studs

• **MANUFACTURING MATERIAL**



ENDURANCE
Cod. **Z2**

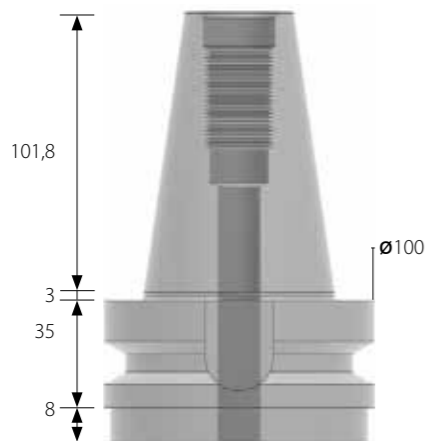
• **OPTIONAL FINISHES***



DARKSIDE
Cod. **Z1**

* By choosing optional material, the specific hardness may vary.

BT50 "THIBAUT"



Connection code
4AI

Compatible pull studs
AAF92



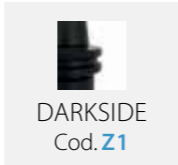
Check from page 148 for all the details on pull studs

• **MANUFACTURING MATERIAL**



ENDURANCE
Cod. **Z2**

• **OPTIONAL FINISHES***



DARKSIDE
Cod. **Z1**

* By choosing optional material, the specific hardness may vary.

EASY FIT



| Code | Description | D | L | L3 |
|------|-------------|----|----|----|
| BC00 | EASY FIT | 35 | 34 | 7 |
| BC01 | EASY FIT | 35 | 39 | 7 |
| BC02 | EASY FIT | 35 | 47 | 7 |



Locking kit included, complete with special male and female washers.



GRINDING WHEEL HOLDERS



| Code | Description | D | L | M |
|------|-----------------------|----|----|----|
| BA00 | grinding wheel holder | 22 | 34 | 10 |
| BA01 | grinding wheel holder | 22 | 39 | 10 |
| BA02 | grinding wheel holder | 22 | 47 | 10 |
| BA03 | grinding wheel holder | 22 | 80 | 10 |
| BA04 | grinding wheel holder | 35 | 34 | 12 |
| BA05 | grinding wheel holder | 35 | 39 | 12 |
| BA06 | grinding wheel holder | 35 | 47 | 12 |
| BA07 | grinding wheel holder | 35 | 80 | 12 |

Check out page 146-147 for locking kits




DRILL POINT HOLDERS 4AH

| Code | Description | D | L | M |
|------|-----------------------------|----|----|------|
| BB17 | drill point holder 1/2" gas | 45 | 45 | 1/2" |
| BB62 | drill point holder M30 | 45 | 45 | M30 |

DRILL POINT HOLDERS 4AI

| Code | Description | D | L | M |
|------|-----------------------------|----|----|------|
| BB11 | drill point holder 1/2" gas | 50 | 50 | 1/2" |
| BB58 | drill point holder M30 | 50 | 50 | M30 |



COLLET CHUCKS W/ COLLET NUT



| Code | Description | D | L | ER |
|------|------------------------------|----|----|------|
| BE01 | collet chuck with collet nut | 50 | 50 | ER32 |
| BE02 | collet chuck with collet nut | 63 | 50 | ER40 |

Check out page 140 for wrenches and page 144 for collets



FLANGE WHEEL HOLDERS



| Code | Description | D | L | L2 | N fori |
|------|---------------------|----|----|----|-----------|
| BA51 | flange wheel holder | 50 | 35 | 5 | 6/M6/TK63 |
| BA52 | flange wheel holder | 50 | 75 | 5 | 6/M6/TK63 |

Check out page 146-147 for locking kits



International manufacturing standards

Summary of manufacturing standards observed for the production of the tool holders included in this catalogue.

MACHINE CONNECTION STANDARDS

| Machine connection | Standards |
|--------------------|---|
| HSK | DIN 69893 (forms A C E F) |
| SK | DIN 69871/A • DIN 69871/A/B • DIN 69871 |
| BT | MAS 403/A • MAS/BT 403 |

TOOL HOLDING STANDARDS

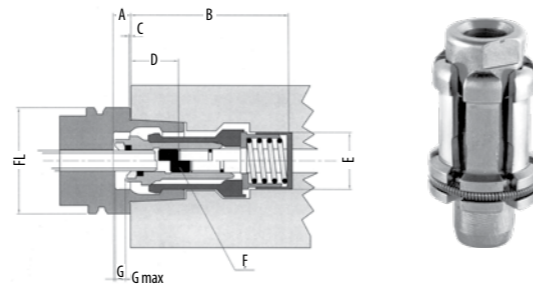
| Tool holding system | Standards |
|---------------------|----------------------|
| Collet Chuck ER | DIN 6499 • DIN 15488 |
| Easy Fit | Patented |

PULL STUDS STANDARDS

DIN 69872/B • DIN 7388/A • DIN 7388/B • ANSI • MAS 403 BT • JIS - B - 6339

Petal Collets HSK

Spindle gripper assembly for HSK spindles. It ensures precise clamping and quick release of the tool holder.



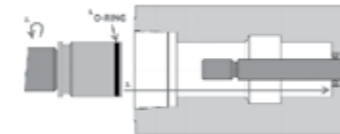
SPINDLE GRIPPER ASSEMBLY FOR HSK SPINDLE STYLE A,C,E

| Code | Description | FL | A | B | C | D | E | F | G | Connection |
|-------|---------------------------------|---------|------|-----|-----|------|----|-----|------|---------------|
| AAN02 | petal collet for electrospindle | HSK 40 | 8,5 | 78 | 0,5 | 27 | 21 | CH4 | 8 | HSK 40 A-C-E |
| AAN03 | petal collet for electrospindle | HSK 50 | 10,5 | 84 | 0,5 | 26,5 | 26 | CH4 | 9 | HSK 50 A-C-E |
| AAN04 | petal collet for electrospindle | HSK 63 | 10,5 | 94 | 0,5 | 31,5 | 34 | CH5 | 10 | HSK 63 A-C-E |
| AAN05 | petal collet for electrospindle | HSK 80 | 13 | 98 | 0,5 | 31,5 | 42 | CH6 | 11 | HSK 80 A-C-E |
| AAN06 | petal collet for electrospindle | HSK 100 | 13 | 124 | 0,5 | 34,5 | 53 | CH6 | 12,5 | HSK 100 A-C-E |

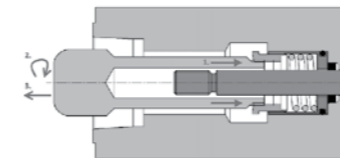
SPINDLE GRIPPER ASSEMBLY FOR HSK SPINDLE STYLE B,D,F

| Code | Description | FL | A | B | C | D | E | F | G | Connection |
|-------|---------------------------------|---------|------|----|-----|------|----|-----|----|---------------|
| AAN02 | petal collet for electrospindle | HSK 40 | 8,5 | 78 | 0,5 | 27 | 21 | CH4 | 8 | HSK 50 B-D-F |
| AAN03 | petal collet for electrospindle | HSK 63 | 10,5 | 84 | 0,5 | 26,5 | 26 | CH4 | 9 | HSK 63 B-D-F |
| AAN04 | petal collet for electrospindle | HSK 80 | 10,5 | 94 | 0,5 | 31,5 | 34 | CH5 | 10 | HSK 80 B-D-F |
| AAN05 | petal collet for electrospindle | HSK 100 | 13 | 98 | 0,5 | 31,5 | 42 | CH6 | 11 | HSK 100 B-D-F |

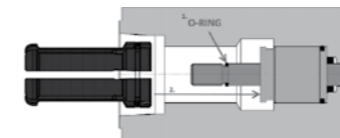
Petal Collets mounting instruction



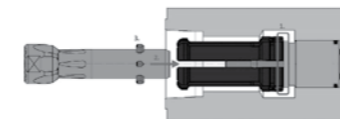
Place the bush as shown in the picture, making sure the O-Ring faces the bottom of the bush housing.



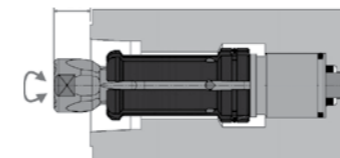
Release the pivot and remove it; test the bush functionality by pushing on it.



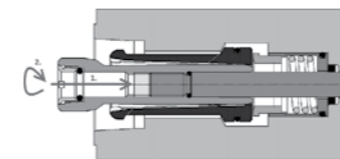
Introduce the gripper assembly inside the spindle. Let the petals group rest against the bush previously inserted.



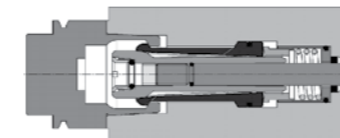
Insert the main body. Its teeth, need to fit among the petals. This will allow the petal assembly to open.



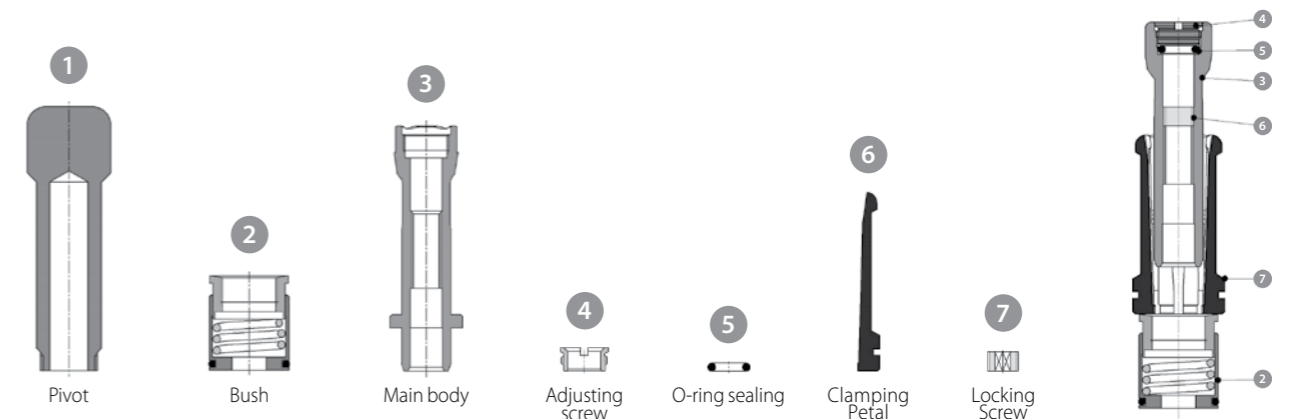
Once petal collet assembly is leaned against the draw bar, set the tool ejector into release mode and tighten or release the adjusting screw to regulate the height.



Tighten the locking screw.



Check that the tool holder can be properly clamped and released.

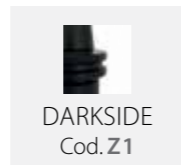


Petal Collets SK

Spindle gripper assembly for SK electrospindles. It ensures a tight clamping and a quick release for the toolholder.



MANUFACTURING MATERIAL



WATER TIGHT PETAL COLLET SSKIKA DIN69872/B

| Code | Description | A | B | D | E | F | Connection |
|-------|--|-----|----|-----|-----|-----|--------------|
| AAP20 | petal collet SSKIKA40DIN for electrospindles | 85 | 52 | 15° | 30° | 4,5 | SK 40 |
| AAP22 | petal collet SSKIKA50DIN for electrospindles | 114 | 68 | 15° | 30° | 5 | SK 50 |

PETAL COLLET FOR SSKA DIN69872/B TOOL HOLDERS

| Code | Description | A | B | C | D | E | F | Connection |
|-------|--|----|----|------|-----|-----|-----|--------------|
| AAP02 | petal collet SSKA30DIN for electrospindles | 50 | 20 | 19,5 | 15° | 30° | 2,5 | SK 30 |
| AAP03 | petal collet SSKA40DIN for electrospindles | 76 | 22 | 34 | 15° | 30° | 3,5 | SK 40 |
| AAP05 | petal collet SSKA50DIN for electrospindles | 95 | 30 | 45 | 15° | 30° | 3,5 | SK 50 |

WATER TIGHT PETAL COLLET SSKIGIKA DIN69872/B

| Code | Description | A | B | C | D | E | F | Connection |
|-------|--|-----|----|----|-----|-----|---|--------------|
| AAP24 | petal collet SSKIGIKA40DIN for electrospindles | 85 | 45 | 52 | 15° | 30° | 4 | SK 40 |
| AAP26 | petal collet SSKIGIKA50DIN for electrospindles | 114 | 50 | 68 | 15° | 30° | 8 | SK 50 |

PETAL COLLET FOR SSKKA DIN69872/B TOOL HOLDERS

| Code | Description | A | B | C | D | E | F | Connection |
|-------|---|----|----|------|-----|-----|-----|--------------|
| AAP07 | petal collet SSKKA30DIN for electrospindles | 50 | 20 | 20,5 | 15° | 30° | 2,5 | SK 30 |
| AAP08 | petal collet SSKKA40DIN for electrospindles | 76 | 22 | 35,5 | 15° | 30° | 3,5 | SK 40 |
| AAP10 | petal collet SSKKA50DIN for electrospindles | 95 | 30 | 49,5 | 15° | 30° | 3,5 | SK 50 |

PETAL COLLET SSKIGKAPB DIN69872/B

| Code | Description | A | B | C | D | E | F | Connection |
|-------|---|----|----|------|-----|-----|-----|--------------|
| AAP28 | petal collet SSKIGKAPB40DIN for electrospindles | 82 | 11 | 40,5 | 15° | 30° | 4,5 | SK 40 |
| AAP30 | petal collet SSKIGKAPB50DIN for electrospindles | 90 | 15 | 52,5 | 15° | 30° | 5 | SK 50 |

PETAL COLLET FOR SSKIGA DIN69872/B TOOL HOLDERS

| Code | Description | A | B | C | D | E | F | Connection |
|-------|--|----|----|----|-----|-----|---|--------------|
| AAP12 | petal collet SSKIGA40DIN for electrospindles | 76 | 11 | 34 | 15° | 30° | 5 | SK 40 |
| AAP14 | petal collet SSKIGA50DIN for electrospindles | 95 | 11 | 45 | 15° | 30° | 8 | SK 50 |

PETAL COLLET SSKA ANSI 7388/2B

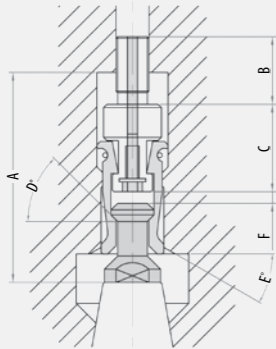
| Code | Description | A | B | C | D | E | F | Connection |
|-------|---|----|----|------|-----|-----|-----|--------------|
| AAP32 | petal collet SSKA30ANSI for electrospindles | 50 | 20 | 33 | 45° | 30° | 2,5 | SK 30 |
| AAP33 | petal collet SSKA40ANSI for electrospindles | 76 | 22 | 44,8 | 45° | 30° | 4,2 | SK 40 |
| AAP35 | petal collet SSKA50ANSI for electrospindles | 95 | 30 | 54,5 | 45° | 30° | 7 | SK 50 |

PETAL COLLET FOR SSKIGKA DIN69872/B TOOL HOLDERS

| Code | Description | A | B | C | D | E | F | Connection |
|-------|---|----|----|------|-----|-----|-----|--------------|
| AAP16 | petal collet SSKIGKA40DIN for electrospindles | 76 | 11 | 35,5 | 15° | 30° | 4,5 | SK 40 |
| AAP18 | petal collet SSKIGKA50DIN for electrospindles | 95 | 11 | 49,5 | 15° | 30° | 5 | SK 50 |

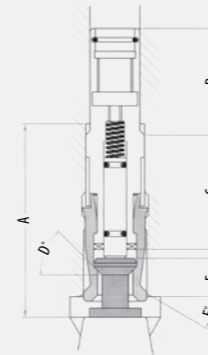
| Code | Description | A | D | E | F | G | Connection |
|-------|---|----|----|----|-----|------|--------------|
| AAQ05 | petal collet SSKIGKA30DIN for electrospindles | 69 | 15 | 30 | 3,5 | 41,5 | SK 30 |

Petal Collets SK



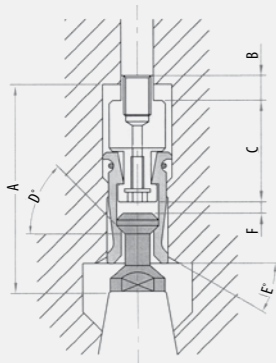
PETAL COLLET SSKKA ANSI 7388/2B

| Code | Description | A | B | C | D | E | F | Connection |
|-------|--|----|----|------|-----|-----|-----|--------------|
| AAP37 | petal collet SSKKA30ANSI for electrospindles | 50 | 20 | - | 45° | 30° | 4,5 | SK 30 |
| AAP38 | petal collet SSKKA40ANSI for electrospindles | 76 | 22 | 45,5 | 45° | 30° | 7 | SK 40 |
| AAP40 | petal collet SSKKA50ANSI for electrospindles | 95 | 30 | 58 | 45° | 30° | 8 | SK 50 |



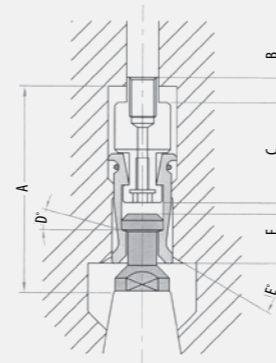
WATER TIGHT PETAL COLLET SSKIGIKA ANSI 7388/2B

| Code | Description | A | B | C | D | E | F | Con- nection |
|-------|---|-----|----|------|-----|-----|---|-----------------|
| AAP54 | petal collet SSKIGIKA40ANSI for electrospindles | 85 | 45 | 61,6 | 45° | 30° | 4 | SK 40 |
| AAP56 | petal collet SSKIGIKA50ANSI for electrospindles | 114 | 50 | 77,5 | 45° | 30° | 7 | SK 50 |



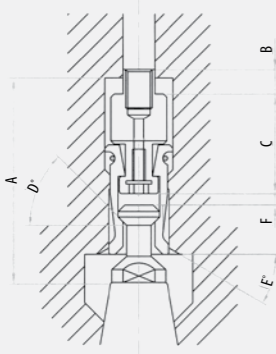
PETAL COLLET SSKIGA ANSI 7388/2B

| Code | Description | A | B | C | D | E | F | Connection |
|-------|---|----|----|------|-----|-----|-----|--------------|
| AAP42 | petal collet SSKIGA40ANSI for electrospindles | 76 | 11 | 44,7 | 45° | 30° | 4,2 | SK 40 |
| AAP44 | petal collet SSKIGA50ANSI for electrospindles | 95 | 11 | 54,5 | 45° | 30° | 7 | SK 50 |



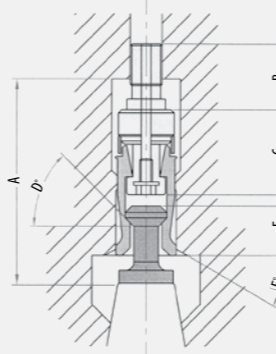
PETAL COLLET SSKIGKAPB ANSI 7388/2B

| Code | Description | A | B | C | D | E | F | Con- nection |
|-------|--|----|----|------|-----|-----|-----|-----------------|
| AAP58 | petal collet SSKIGKAPB40ANSI for electrospindles | 82 | 11 | 50,5 | 45° | 30° | 4,5 | SK 40 |
| AAP60 | petal collet SSKIGKAPB50ANSI for electrospindles | 90 | 15 | 61 | 45° | 30° | 5 | SK 50 |



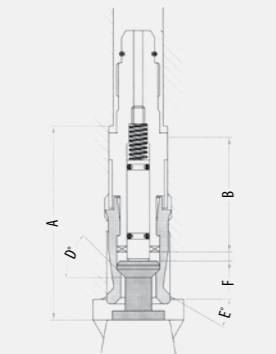
PETAL COLLET SSKIGKA ANSI 7388/2B

| Code | Description | A | B | C | D | E | F | Connection |
|-------|--|----|----|------|-----|-----|-----|--------------|
| AAP46 | petal collet SSKIGKA40ANSI for electrospindles | 76 | 11 | 45,4 | 45° | 30° | 4,5 | SK 40 |
| AAP48 | petal collet SSKIGKA50ANSI for electrospindles | 95 | 11 | 58 | 45° | 30° | 5 | SK 50 |



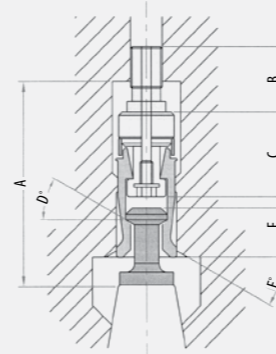
PETAL COLLET SSKABPT1

| Code | Description | A | B | C | D | E | F | Con- nection |
|-------|---|------|----|------|-----|-----|-----|-----------------|
| AAP62 | petal collet SSKA30BPT1 for electrospindles | 48,5 | 20 | 20,5 | 45° | 30° | 3,5 | BT 30 |
| AAP63 | petal collet SSKA40BPT1 for electrospindles | 72 | 26 | 30 | 45° | 30° | 5 | BT 40 |
| AAP65 | petal collet SSKA50BPT1 for electrospindles | 92,5 | 35 | 37 | 45° | 30° | 8 | BT 50 |



WATER TIGHT PETAL COLLET SSKIKA ANSI 7388/2B

| Code | Description | A | B | D | E | F | Connection |
|-------|---|-----|------|-----|-----|-----|--------------|
| AAP50 | petal collet SSKIKA40ANSI for electrospindles | 85 | 61,6 | 45° | 30° | 4,5 | SK 40 |
| AAP52 | petal collet SSKIKA50ANSI for electrospindles | 114 | 77,5 | 45° | 30° | 5 | SK 50 |



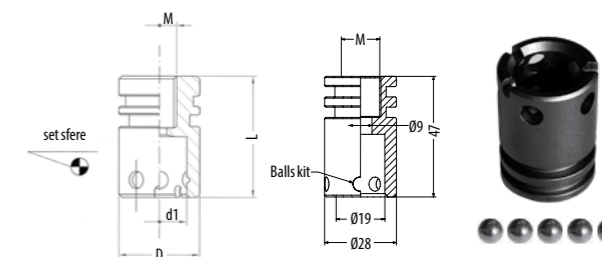
PETAL COLLET SSKABPT2

| Code | Description | A | B | C | D | E | F | Con- nection |
|-------|---|------|----|------|-----|-----|-----|-----------------|
| AAP82 | petal collet SSKA30BPT2 for electrospindles | 48,5 | 20 | 20,5 | 30° | 30° | 3,5 | BT 30 |
| AAP83 | petal collet SSKA40BPT2 for electrospindles | 72 | 26 | 30 | 30° | 30° | 5 | BT 40 |
| AAP85 | petal collet SSKA50BPT2 for electrospindles | 92,5 | 35 | 37 | 30° | 30° | 8 | BT 50 |

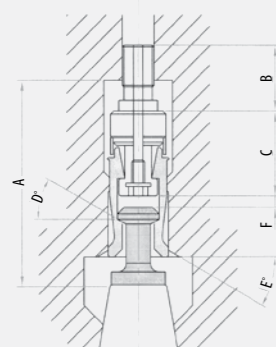
Petal Collets SK

Ball clamping system for pull stud with radius SK/BT

Spindle locking system for SK/BT electrospindles hosting pull studs with radius. It ensures firm grip and quick release of the tool holder.

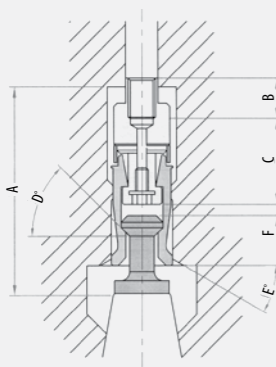


PETAL COLLET SSKKABPT2



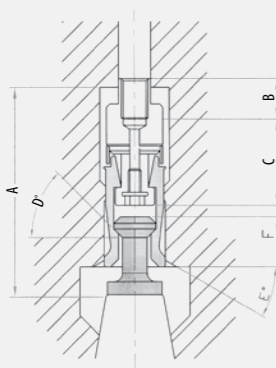
| Code | Description | A | B | C | D | E | F | Con- nection |
|------|--|------|----|------|-----|-----|-----|-----------------|
| AA87 | petal collet SSKKA30BPT2 for electrospindles | 48,5 | 20 | 21,5 | 30° | 30° | 2,5 | BT 30 |
| AA88 | petal collet SSKKA40BPT2 for electrospindles | 72 | 26 | 31,5 | 30° | 30° | 3,5 | BT 40 |
| AA90 | petal collet SSKKA50BPT2 for electrospindles | 92,5 | 35 | 41 | 30° | 30° | 4 | BT 50 |

PETAL COLLET SSKIGABPT2



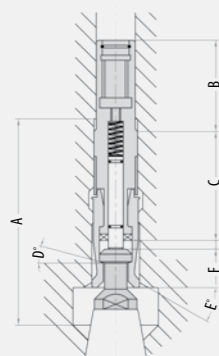
| Code | Description | A | B | C | D | E | F | Con- nection |
|------|---|------|----|----|-----|-----|---|-----------------|
| AA92 | petal collet SSKIGA40BPT2 for electrospindles | 72 | 11 | 30 | 30° | 30° | 5 | BT 40 |
| AA94 | petal collet SSKIGA50BPT2 for electrospindles | 92,5 | 15 | 37 | 30° | 30° | 8 | BT 50 |

PETAL COLLET SSKIGKABPT2



| Code | Description | A | B | C | D | E | F | Con- nection |
|------|---|------|----|------|-----|-----|-----|-----------------|
| AA96 | petal collet SSKIGA40BPT2 for electrospindles | 72 | 11 | 31,5 | 30° | 30° | 3,5 | BT 40 |
| AA98 | petal collet SSKIGA50BPT2 for electrospindles | 92,5 | 15 | 41 | 30° | 30° | 4 | BT 50 |

WATER TIGHT PETAL COLLET SSKIGIKABPT2



| Code | Description | A | B | C | D | E | F | Con- nection |
|------|---|-----|----|----|-----|-----|---|-----------------|
| AA00 | petal collet SSKIGIKA40BPT1 for electrospindles | 85 | 45 | 52 | 30° | 30° | 4 | BT 40 |
| AA01 | petal collet SSKIGIKA50BPT1 for electrospindles | 114 | 50 | 68 | 30° | 30° | 8 | BT 50 |

BALL CLAMPING SYSTEM FOR PULL STUD WITH RADIUS

| Code | Description | angle/radius | d | Tipo | L | D | Connection |
|-------|---|--------------|----|------|----|----|------------|
| AAK04 | ball clamping system for pull stud SK30 DIN69872 | 15° | 13 | F.F. | 50 | 18 | SK 30 |
| AAK05 | ball clamping system for pull stud with radius SK30 HSD | R | 12 | F.F. | 50 | 18 | SK 30 |
| AAK06 | ball clamping system for pull stud BT30 | 30° | 11 | F.M. | 55 | 18 | BT 30 |
| AAK07 | ball clamping system for pull stud BT30 | 45° | 11 | F.M. | 55 | 18 | BT 30 |
| AAK08 | ball clamping system for pull stud SK40 DIN 69872 | 15° | 19 | F.F. | 45 | 28 | SK 40 |
| AAK09 | ball clamping system for pull stud with radius SK40 HSD | R | 19 | F.F. | 45 | 28 | SK 40 |
| AAK10 | ball clamping system for pull stud with radius SK40 HSD | R | 19 | F.F. | 47 | 28 | SK 40 |
| AAK11 | ball clamping system for pull stud with radius SK40 HSD | R | 19 | F.F. | 60 | 28 | SK 40 |

SEALED BALL CLAMPING SYSTEM FOR PULL STUD WITH RADIUS

| Code | Description | angle/radius | d | Tipo | L | D | Connection |
|-------|--|--------------|----|------|-----|----|------------|
| AAK12 | ball clamping system for pull stud with radius SK40 | R | 19 | F.F. | 117 | 25 | SK 40 |
| AAK14 | ball clamping system for pull stud with radius SK40 NT | R | 19 | F.F. | 117 | 28 | SK 40 |

DOUBLE DIAMETER BALL CLAMPING SYSTEM FOR PULL STUD WITH RADIUS

| Code | Description | angle/radius | d | Tipo | L | D | D2 | Connection |
|-------|---|--------------|----|------|----|----|----|------------|
| AAK13 | double diameter ball clamping system for pull stud with radius for SK40 | R | 19 | F.F. | 45 | 28 | 18 | SK 40 |

• MANUFACTURING MATERIAL



Suction Cups

ROCK SOLID

STONE AND GLASS SUCTION CUPS

IMS enters the world of stone and glass suction cups manufacturing, after the specific market request to have more quality choice in slab holding solutions. For this project, IMS brought to the table the usual guidelines the company holds firmly in all of its manufacturing activity: a constant research of the maximum quality, starting with a scrupulous selection of the best materials and a strict control of the manufacturing process. The result is a suction cup body made out of the best aluminum alloy, anti-stain rubber sealings and an impressive +0.005/0.00 tolerance. IMS "ROCK SOLID" suction cups are available and ready to work with all the CNC machines on the market.



IMS "ROCK SOLID" suction cups represent the final result of a long and careful process of engineering, material selection, investments and market studies.

RECTANGULAR SUCTION CUPS 150X300

| Code | Description | h | a | b |
|-------|-------------------------|-------|-----|-----|
| AB080 | Rectangular suction cup | 105 | 150 | 300 |
| AB107 | Rectangular suction cup | 100 | 150 | 300 |
| AB108 | Rectangular suction cup | 124,5 | 150 | 300 |
| AB072 | Rectangular suction cup | 90 | 150 | 300 |
| AB110 | Rectangular suction cup | 190 | 150 | 300 |
| AB111 | Rectangular suction cup | 120 | 150 | 300 |
| AB112 | Rectangular suction cup | 240 | 150 | 300 |
| AB113 | Rectangular suction cup | 94,47 | 150 | 300 |
| AB114 | Rectangular suction cup | 140 | 150 | 300 |
| AB115 | Rectangular suction cup | 150 | 150 | 300 |
| AB116 | Rectangular suction cup | 200 | 150 | 300 |



RECTANGULAR SUCTION CUPS 200X300

| Code | Description | h | a | b |
|-------|-------------------------|-------|-----|-----|
| AB041 | Rectangular suction cup | 105 | 200 | 300 |
| AB042 | Rectangular suction cup | 100 | 200 | 300 |
| AB043 | Rectangular suction cup | 124,5 | 200 | 300 |
| AB044 | Rectangular suction cup | 90 | 200 | 300 |
| AB045 | Rectangular suction cup | 190 | 200 | 300 |
| AB046 | Rectangular suction cup | 120 | 200 | 300 |
| AB047 | Rectangular suction cup | 240 | 200 | 300 |
| AB050 | Rectangular suction cup | 94,47 | 200 | 300 |
| AB048 | Rectangular suction cup | 140 | 200 | 300 |
| AB049 | Rectangular suction cup | 150 | 200 | 300 |
| AB074 | Rectangular suction cup | 200 | 200 | 300 |



Suction Cups

RECTANGULAR SUCTION CUPS 200X400



| Code | Description | h | a | b |
|-------|-------------------------|-------|-----|-----|
| AB079 | Rectangular suction cup | 105 | 200 | 400 |
| AB085 | Rectangular suction cup | 100 | 200 | 400 |
| AB086 | Rectangular suction cup | 124,5 | 200 | 400 |
| AB087 | Rectangular suction cup | 90 | 200 | 400 |
| AB088 | Rectangular suction cup | 190 | 200 | 400 |
| AB089 | Rectangular suction cup | 120 | 200 | 400 |
| AB090 | Rectangular suction cup | 240 | 200 | 400 |
| AB091 | Rectangular suction cup | 94,47 | 200 | 400 |
| AB092 | Rectangular suction cup | 140 | 200 | 400 |
| AB093 | Rectangular suction cup | 150 | 200 | 400 |
| AB094 | Rectangular suction cup | 200 | 200 | 300 |

RECTANGULAR SUCTION CUPS 250X500



| Code | Description | h | a | b |
|-------|-------------------------|-------|-----|-----|
| AB081 | Rectangular suction cup | 105 | 250 | 500 |
| AB096 | Rectangular suction cup | 100 | 250 | 500 |
| AB097 | Rectangular suction cup | 124,5 | 250 | 500 |
| AB098 | Rectangular suction cup | 90 | 250 | 500 |
| AB099 | Rectangular suction cup | 190 | 250 | 500 |
| AB100 | Rectangular suction cup | 120 | 250 | 500 |
| AB101 | Rectangular suction cup | 240 | 250 | 500 |
| AB102 | Rectangular suction cup | 94,47 | 250 | 500 |
| AB103 | Rectangular suction cup | 140 | 250 | 500 |
| AB104 | Rectangular suction cup | 150 | 250 | 500 |
| AB105 | Rectangular suction cup | 200 | 250 | 500 |

ROUND SUCTION CUPS D=90



| Code | Description | h | D |
|-------|-------------------|-------|----|
| AB007 | Round suction cup | 105 | 90 |
| AB006 | Round suction cup | 100 | 90 |
| AB008 | Round suction cup | 124,5 | 90 |
| AB005 | Round suction cup | 90 | 90 |
| AB009 | Round suction cup | 190 | 90 |
| AB025 | Round suction cup | 120 | 90 |
| AB026 | Round suction cup | 240 | 90 |
| AB028 | Round suction cup | 94,47 | 90 |
| AB022 | Round suction cup | 140 | 90 |
| AB027 | Round suction cup | 150 | 90 |
| AB141 | Round suction cup | 200 | 90 |

ROUND SUCTION CUPS D=120



| Code | Description | h | D |
|-------|-------------------|-------|-----|
| AB012 | Round suction cup | 105 | 120 |
| AB011 | Round suction cup | 100 | 120 |
| AB013 | Round suction cup | 124,5 | 120 |
| AB010 | Round suction cup | 90 | 120 |
| AB014 | Round suction cup | 190 | 120 |
| AB029 | Round suction cup | 120 | 120 |
| AB030 | Round suction cup | 240 | 120 |
| AB032 | Round suction cup | 94,47 | 120 |
| AB023 | Round suction cup | 140 | 120 |
| AB031 | Round suction cup | 150 | 120 |
| AB073 | Round suction cup | 200 | 120 |

ROUND SUCTION CUPS D=160



| Code | Description | h | D |
|-------|-------------------|-------|-----|
| AB017 | Round suction cup | 105 | 160 |
| AB016 | Round suction cup | 100 | 160 |
| AB018 | Round suction cup | 124,5 | 160 |
| AB015 | Round suction cup | 90 | 160 |
| AB019 | Round suction cup | 190 | 160 |
| AB021 | Round suction cup | 120 | 160 |
| AB033 | Round suction cup | 240 | 160 |
| AB035 | Round suction cup | 94,47 | 160 |
| AB024 | Round suction cup | 140 | 160 |
| AB034 | Round suction cup | 150 | 160 |
| AB139 | Round suction cup | 200 | 160 |

Suction Cups



ROUND SUCTION CUPS D=200

| Code | Description | h | D |
|-------|-------------------|-------|-----|
| AB117 | Round suction cup | 105 | 200 |
| AB118 | Round suction cup | 100 | 200 |
| AB119 | Round suction cup | 124,5 | 200 |
| AB120 | Round suction cup | 90 | 200 |
| AB121 | Round suction cup | 190 | 200 |
| AB122 | Round suction cup | 120 | 200 |
| AB123 | Round suction cup | 240 | 200 |
| AB124 | Round suction cup | 94,47 | 200 |
| AB125 | Round suction cup | 140 | 200 |
| AB126 | Round suction cup | 150 | 200 |
| AB127 | Round suction cup | 200 | 200 |



ROUND SUCTION CUPS D=240

| Code | Description | h | D |
|-------|-------------------|-------|-----|
| AB128 | Round suction cup | 105 | 240 |
| AB129 | Round suction cup | 100 | 240 |
| AB130 | Round suction cup | 124,5 | 240 |
| AB131 | Round suction cup | 90 | 240 |
| AB132 | Round suction cup | 190 | 240 |
| AB133 | Round suction cup | 120 | 240 |
| AB134 | Round suction cup | 240 | 240 |
| AB135 | Round suction cup | 94,47 | 240 |
| AB136 | Round suction cup | 140 | 240 |
| AB137 | Round suction cup | 150 | 240 |
| AB082 | Round suction cup | 200 | 240 |



SQUARE SUCTION CUPS 150X150

| Code | Description | h | a | b |
|-------|--------------------|-------|-----|-----|
| AB002 | Square suction cup | 105 | 150 | 150 |
| AB001 | Square suction cup | 100 | 150 | 150 |
| AB003 | Square suction cup | 124,5 | 150 | 150 |
| AB000 | Square suction cup | 90 | 150 | 150 |
| AB004 | Square suction cup | 190 | 150 | 150 |
| AB036 | Square suction cup | 120 | 150 | 150 |
| AB037 | Square suction cup | 240 | 150 | 150 |
| AB040 | Square suction cup | 94,47 | 150 | 150 |
| AB038 | Square suction cup | 140 | 150 | 150 |
| AB039 | Square suction cup | 150 | 150 | 150 |
| AB154 | Square suction cup | 200 | 150 | 150 |



SQUARE SUCTION CUPS 200X200

| Code | Description | h | a | b |
|-------|--------------------|-------|-----|-----|
| AB078 | Square suction cup | 105 | 200 | 200 |
| AB083 | Square suction cup | 100 | 200 | 200 |
| AB145 | Square suction cup | 124,5 | 200 | 200 |
| AB146 | Square suction cup | 90 | 200 | 200 |
| AB147 | Square suction cup | 190 | 200 | 200 |
| AB020 | Square suction cup | 120 | 200 | 200 |
| AB149 | Square suction cup | 240 | 200 | 200 |
| AB150 | Square suction cup | 94,47 | 200 | 200 |
| AB077 | Square suction cup | 140 | 200 | 200 |
| AB152 | Square suction cup | 150 | 200 | 200 |
| AB153 | Square suction cup | 200 | 200 | 200 |

Suction Cups



SINK RAIL SUCTION CUPS 150X300

| Code | Description | h | a | b | c |
|-------|-----------------------|-------|----|-----|-----|
| AB051 | Sink rail suction cup | 105 | 30 | 300 | 150 |
| AB052 | Sink rail suction cup | 100 | 30 | 300 | 150 |
| AB053 | Sink rail suction cup | 124,5 | 30 | 300 | 150 |
| AB054 | Sink rail suction cup | 90 | 30 | 300 | 150 |
| AB055 | Sink rail suction cup | 190 | 30 | 300 | 150 |
| AB056 | Sink rail suction cup | 120 | 30 | 300 | 150 |
| AB057 | Sink rail suction cup | 240 | 30 | 300 | 150 |
| AB060 | Sink rail suction cup | 94,47 | 30 | 300 | 150 |
| AB058 | Sink rail suction cup | 140 | 30 | 300 | 150 |
| AB059 | Sink rail suction cup | 150 | 30 | 300 | 150 |
| AB155 | Sink rail suction cup | 200 | 30 | 300 | 150 |



SINK RAIL SUCTION CUPS 200X400

| Code | Description | h | a | b | c |
|-------|-----------------------|-------|----|-----|-----|
| AB156 | Sink rail suction cup | 105 | 30 | 400 | 200 |
| AB157 | Sink rail suction cup | 100 | 30 | 400 | 200 |
| AB158 | Sink rail suction cup | 124,5 | 30 | 400 | 200 |
| AB159 | Sink rail suction cup | 90 | 30 | 400 | 200 |
| AB160 | Sink rail suction cup | 190 | 30 | 400 | 200 |
| AB161 | Sink rail suction cup | 120 | 30 | 400 | 200 |
| AB162 | Sink rail suction cup | 240 | 30 | 400 | 200 |
| AB163 | Sink rail suction cup | 94,47 | 30 | 400 | 200 |
| AB164 | Sink rail suction cup | 140 | 30 | 400 | 200 |
| AB165 | Sink rail suction cup | 150 | 30 | 400 | 200 |
| AB166 | Sink rail suction cup | 200 | 50 | 400 | 200 |



SINK RAIL SUCTION CUPS 150X300

| Code | Description | h | a | b | c |
|-------|-----------------------|-------|----|-----|-----|
| AB177 | Sink rail suction cup | 105 | 50 | 300 | 150 |
| AB178 | Sink rail suction cup | 100 | 50 | 300 | 150 |
| AB179 | Sink rail suction cup | 124,5 | 50 | 300 | 150 |
| AB180 | Sink rail suction cup | 90 | 50 | 300 | 150 |
| AB181 | Sink rail suction cup | 190 | 50 | 300 | 150 |
| AB182 | Sink rail suction cup | 120 | 50 | 300 | 150 |
| AB183 | Sink rail suction cup | 240 | 50 | 300 | 150 |
| AB184 | Sink rail suction cup | 94,47 | 50 | 300 | 150 |
| AB185 | Sink rail suction cup | 140 | 50 | 300 | 150 |
| AB186 | Sink rail suction cup | 150 | 50 | 300 | 150 |
| AB187 | Sink rail suction cup | 200 | 50 | 300 | 150 |



SINK RAIL SUCTION CUPS 200X400

| Code | Description | h | a | b | c |
|-------|-----------------------|-------|----|-----|-----|
| AB167 | Sink rail suction cup | 105 | 50 | 400 | 200 |
| AB168 | Sink rail suction cup | 100 | 50 | 400 | 200 |
| AB169 | Sink rail suction cup | 124,5 | 50 | 400 | 200 |
| AB170 | Sink rail suction cup | 90 | 50 | 400 | 200 |
| AB171 | Sink rail suction cup | 190 | 50 | 400 | 200 |
| AB172 | Sink rail suction cup | 120 | 50 | 400 | 200 |
| AB173 | Sink rail suction cup | 240 | 50 | 400 | 200 |
| AB174 | Sink rail suction cup | 94,47 | 50 | 400 | 200 |
| AB175 | Sink rail suction cup | 140 | 50 | 400 | 200 |
| AB176 | Sink rail suction cup | 150 | 50 | 400 | 200 |
| AB188 | Sink rail suction cup | 200 | 50 | 400 | 200 |

Tool forks for CNC machine



100% INTERCHANGEABLE WITH THE OEM FORKS

BODY BUILT IN ACETALIC RESIN, ELASTIC AND NON-DEFORMABLE




STAINLESS STEEL REINFORCEMENT PLATE*



UP TO 35 KGS (77 LBS) OF LOAD GUARANTEED **

*Unless otherwise specified

** Guaranteed value for SK40 forks with reinforcement plate



ACETALIC RESIN FEATURES

| | | | |
|-------------------------------------|-------------------|------------------------|------|
| Tensile and breakage strength | N/mm ² | ISO 527 | 63 |
| Elongation at break | % | ISO 527 | 31 |
| Tensile Modulus | N/mm ² | ISO 527-DIN 53455 | 2600 |
| Brinell ball penetration resistance | N/mm ² | ISO 2039.1 - DIN 53456 | 125 |
| Hardness in Rockwell HR | - | ISO 2039.2M | 88 |

Guaranteed non-deformability at the tool holder insertion strength (70N)



▼ Bond
→ Load direction

Load and unload simulation



As shown in the graphic, after being loaded at the tool holder insertion strength (70N), the fork gets back to its original shape. This confirms the deformation is completely elastic and reversible.

Tool forks for CNC machine

The IMS fork are designed to withstand the mechanical stress generated by the tool change operation. The elasticity of the acrylic resin body provides a flexible and totally reversible deformation, while the stainless steel reinforcement plate provides the right strength and load resistance.

PLASTIC FORKS FOR CNC MACHINE

| Code | Description | Connection |
|-------|---|------------|
| AAL02 | fork "Intermac" | SK 40 |
| AAL03 | fork "Bimatech" | SK 40 |
| AAL04 | fork "CMS" | SK 40 |
| AAL05 | fork "Bavelloni" | SK 40 |
| AAL06 | fork "DIN 69871" | SK 40 |
| AAL09 | fork "Thibaut" | BT 40 |
| AAL13 | fork "Breton" | HSK 80 B |
| AAL15 | fork "Intermac" without reinforcement plate | SK 40 |
| AAL19 | fork "SKG" | SK 30 |
| AAL20 | fork "Vertmax"/"Busetti" | SK 40 |
| AAL21 | fork "Denver" | BT 40 |
| AAL23 | fork "Bavelloni" | SK 30 |
| AAL25 | fork "Park Industries" | BT40 |



Fork SK 40 "Intermac"



Fork SK 40 "Intermac"
Senza piastra di rinforzo



Fork SK 40 "Bimatech"



Fork SK 40 "CMS"



Fork SK 40 "Bavelloni"



Fork SK 40 "DIN 69871"



Fork BT 40 "Thibaut"



Fork HSK 80 B "Breton"



Fork SK 30 "SKG"



Fork SK 40 "Vertmax"/"Busetti"



Fork BT 40 "Denver"



Fork SK 30 "Bavelloni"



Fork BT40 "Park Industries"



Adapters

IMS adapters are engineered to provide the maximum flexibility and total interchangeability with any tool holder with female 1/2" gas connection.

Adapters

1/2" GAS TO SNAIL LOCK ADAPTER

| Code | Description | D | S | L |
|-------|--------------------------------|-----|-----|----|
| AAS50 | 1/2" gas to snail lock adapter | 120 | 100 | 50 |
| AAS51 | 1/2" gas to snail lock adapter | 100 | 73 | 50 |

6 SCREWS TO SNAIL LOCK ADAPTER

| Code | Description | D | S | L |
|-------|--------------------------------|-----|-----|----|
| AAS52 | 6 screws to snail lock adapter | 120 | 100 | 25 |
| AAS53 | 6 screws to snail lock adapter | 100 | 73 | 25 |

1/2" GAS TO MAGNETIC SPRING LOADED ADAPTER

| Code | Description | D | L | Nm |
|-------|--|----|----|----|
| AAS54 | 1/2" gas to magnetic spring loaded adapter | 98 | 70 | 25 |
| AAS55 | 1/2" gas to magnetic spring loaded adapter | 98 | 70 | 50 |

1/2" GAS TO SNAIL LOCK SPRING LOADED ADAPTER

| Code | Description | D | S | L | Nm |
|-------|--|-----|-----|----|----|
| AAS56 | 1/2" gas to snail lock spring loaded adapter | 120 | 100 | 70 | 25 |
| AAS57 | 1/2" gas to snail lock spring loaded adapter | 100 | 73 | 70 | 25 |
| AAS58 | 1/2" gas to snail lock spring loaded adapter | 120 | 100 | 70 | 50 |
| AAS59 | 1/2" gas to snail lock spring loaded adapter | 100 | 73 | 70 | 50 |

1/2" GAS TO COLLET CHUCK ADAPTER

| Code | Description | PINZA | D | L |
|-------|----------------------------------|------------|----|-------|
| AAS60 | 1/2" gas to collet chuck adapter | ER 16 mini | 22 | 40 |
| AAS61 | 1/2" gas to collet chuck adapter | ER 20 mini | 28 | 40 |
| AAS62 | 1/2" gas to collet chuck adapter | ER 25 | 42 | 42,75 |
| AAS63 | 1/2" gas to collet chuck adapter | ER 32 | 50 | 50 |
| AAS64 | 1/2" gas to collet chuck adapter | ER 40 | 63 | 50 |

1/2" GAS TO GRINDING WHEEL HOLDER

| Code | Description | d | A | L | M |
|-------|-----------------------------------|----|----|----|----|
| AAS65 | 1/2" gas to grinding wheel holder | 22 | 20 | 39 | 10 |
| AAS66 | 1/2" gas to grinding wheel holder | 22 | 20 | 80 | 10 |
| AAS67 | 1/2" gas to grinding wheel holder | 35 | 20 | 39 | 12 |
| AAS68 | 1/2" gas to grinding wheel holder | 35 | 20 | 80 | 12 |

1/2" GAS TO FLANGE WHEEL HOLDERS

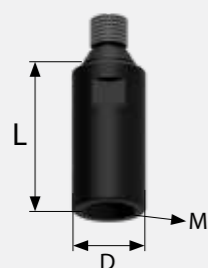
| Code | Description | d | S | L |
|-------|-------------------------------|----|---|----|
| AAS69 | 1/2" gas to cup wheel holders | 50 | 5 | 25 |

• MANUFACTURING MATERIAL



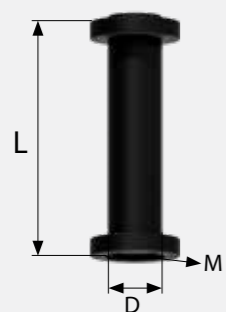
Extensions

IMS extensions are perfect to obtain major deepness in special applications far from the usual work standards.



DRILL POINT HOLDER EXTENSION

| Code | Description | M | D | L |
|-------|------------------------------|------|----|-----|
| AA300 | drill point holder extension | 1/2" | 40 | 80 |
| AA301 | drill point holder extension | 1/2" | 40 | 120 |
| AA302 | drill point holder extension | M30 | 40 | 80 |
| AA303 | drill point holder extension | M30 | 40 | 120 |



6 SCREWS EXTENSION

| Code | Description | M | D | L |
|-------|-------------------------------|------|----|-----|
| AA304 | flange wheel holder extension | 1/2" | 50 | 100 |
| AA305 | flange wheel holder extension | 1/2" | 50 | 150 |
| AA306 | flange wheel holder extension | 1/2" | 50 | 200 |
| AA307 | flange wheel holder extension | 1/2" | 50 | 250 |
| AA308 | flange wheel holder extension | 1/2" | 50 | 300 |
| AA309 | flange wheel holder extension | 1/2" | 50 | 400 |

• MANUFACTURING MATERIAL



DARKSIDE
Cod. Z1

Standard Wrenches for collet nuts

IMS standard wrenches are the simplest and most affordable collet nut tightening systems. Thanks to their rubber handle they provide a firm grip and allow for stronger torque application.



WRENCH FOR STANDARD ER/ETS COLLET NUT

| Code | Description | ER/ETS | D Ghiera |
|-------|------------------------|-----------|----------|
| AAE04 | wrench for collet nuts | ER/ETS 16 | 32 |
| AAE05 | wrench for collet nuts | ER/ETS 20 | 35 |
| AAE06 | wrench for collet nuts | ER/ETS 25 | 42 |
| AAE07 | wrench for collet nuts | ER/ETS 32 | 50 |
| AAE08 | wrench for collet nuts | ER/ETS 40 | 63 |

IMS Torque Wrenches are essential instruments for the correct setting of the tool. They contribute in increasing the cut precision, improving the safety, and extending collets and collet nuts life. Thanks to the spring-loaded system, the torque applied during tool setting is ideal to avoid both damage to the components and excessive looseness of the tool.



TORQUE WRENCH FOR ER COLLET NUT

| Code | Description | ER | D Ghiera | H |
|-------|-----------------------------------|-------|----------|-----|
| AAE19 | standard torque wrench collet nut | ER 16 | 32 | 300 |
| AAE20 | standard torque wrench collet nut | ER 20 | 35 | 300 |
| AAE21 | standard torque wrench collet nut | ER 25 | 42 | 470 |
| AAE22 | standard torque wrench collet nut | ER 32 | 50 | 470 |
| AAE23 | standard torque wrench collet nut | ER 40 | 63 | 470 |
| AAE24 | standard torque wrench collet nut | ER 50 | 78 | 470 |

Wrenches for accessories



HSK COOLANT TUBES KEY

| Code | Description | HSK | D |
|-------|-------------------|---------------------------|------|
| AAE48 | coolant tubes key | HSK 25 A-C-E / 32 B-D-F | 6,5 |
| AAE49 | coolant tubes key | HSK 32 A-C-E / 40 B-D-F | 8,5 |
| AAE50 | coolant tubes key | HSK 40 A-C-E / 50 B-D-F | 10,5 |
| AAE51 | coolant tubes key | HSK 50 A-C-E / 63 B-D-F | 14,5 |
| AAE52 | coolant tubes key | HSK 63 A-C-E / 80 B-D-F | 16,5 |
| AAE53 | coolant tubes key | HSK 80 A-C-E / 100 B-D-F | 18 |
| AAE54 | coolant tubes key | HSK 100 A-C-E / 125 B-D-F | 22 |
| AAE55 | coolant tubes key | HSK 125 A-C-E | 26 |
| AAE56 | coolant tubes key | HSK 160 A-C-E | 30 |



DRIVE KEY FOR BALL CLAMPING SYSTEM

| Code | Description | SK |
|-------|------------------------------------|-------|
| AAE58 | drive key for ball clamping system | SK 10 |
| AAE59 | drive key for ball clamping system | SK 15 |
| AAE60 | drive key for ball clamping system | SK 20 |
| AAE61 | drive key for ball clamping system | SK 25 |
| AAE62 | drive key for ball clamping system | SK 30 |
| AAE63 | drive key for ball clamping system | SK 40 |



WRENCH FOR CROSS HEAD LOCKING KIT

| Code | Description |
|-------|-----------------------------------|
| AAE64 | Wrench for cross head locking kit |

Tool Clampers and Spindle Shank Wipers

Safety device for mounting tools on tool holders. It guarantees ease of use and stability during opening and tightening of collet nuts. The roll bearings system distributes torque on all the perimeter of the flange without damaging it.



Useful tips for easy collet chuck set up

| TOOL CLAMPER 90° ANGLE | | | |
|------------------------|--------------|----------|------------------------|
| Code | Description | Flange d | Connection |
| AAA06 | tool clamber | 46 | BT 30 |
| AAA07 | tool clamber | 50 | SK 30 - HSK 50 |
| AAA10 | tool clamber | 63 | HSK 63 - SK 40 - BT 40 |
| AAA11 | tool clamber | 80 | HSK 80 |
| AAA13 | tool clamber | 97,5 | SK 50 |
| AAA14 | tool clamber | 100 | HSK 100 - BT 50 |
| AAA17 | tool clamber | 63 | SK 40 Intermac |

The regular use of spindle shank wipers increases considerably the life of tool holders, prevents damages to the electrospindle due to the accumulation of residues and improves the torque between the cone and its housing.



| SPINDLE SHANK WIPERS | | |
|----------------------|---------------------|------------|
| Code | Description | Connection |
| AAB02 | spindle shank wiper | SK30 |
| AAB03 | spindle shank wiper | SK40 |
| AAB04 | spindle shank wiper | SK50 |
| AAB11 | spindle shank wiper | HSK50E |
| AAB13 | spindle shank wiper | HSK63A |
| AAB18 | spindle shank wiper | HSK80B-F |
| AAB19 | spindle shank wiper | HSK100A |

USING AN IMS TOOL CLAMPER




The new rounded design is designed to reduce obstructions when working on the tool holder

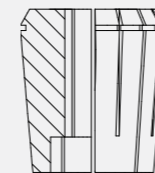


The roll bearings technology provides secure clamping and a correct subdivision of the torque force onto the whole diameter of the tool holder

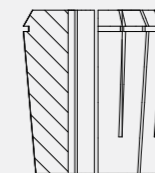
USING AN IMS TORQUE WRENCH



While tightening a tool holder collet nut it is important to be aware of the applied torque. A weak pull will lead to excessive vibrations or to the release of the tool itself, while tightening too much will damage the collet. The IMS torque wrench allows to tighten and release collet nuts in a secure way and without stressing the collets.

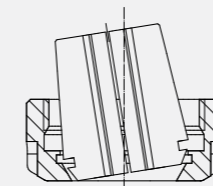


For step collets, use "MIN" torque setting

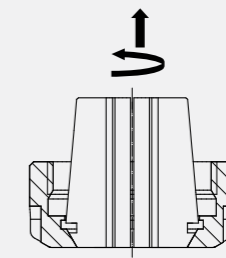


For straight bore collets, use "MAX" torque setting

INSERTING AND REMOVING THE COLLET



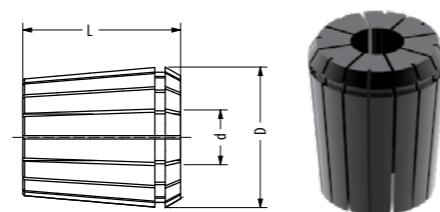
Inserting and removing the collet: To insert the collet in the collet nut, first introduce the collet salntwise its allocation and then push until the "click" sound happens.



To remove the collet from the collet nut, rotate the collet half a turn counterclockwise and then extract it.

Collets

The broadness of IMS collets selection allows you to interface and use a collet chuck with a wide range of tools. Thanks to the different degrees of precision and to the optional anti-rust treatments, the IMS collets line satisfies every request and is suitable for any routing and milling application.



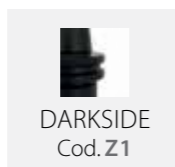
Collet Nuts

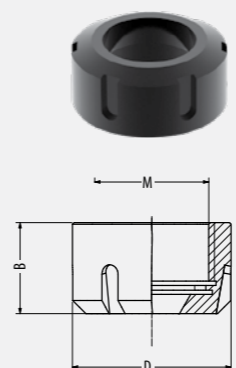
IMS collet nuts are manufactured following the international standards and designed for a firm grip on the collet. The special Darkside treatment provides total protection against rust, even in the most difficult work environments.



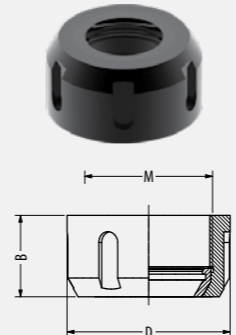
| ER25 | | | ER32 | | | ER40 | | | d |
|-------|----|----|-------|----|-------|-------|----|-------|----------|
| Code | D | L | Code | D | L | Code | D | L | Capacità |
| A0097 | 26 | 35 | A0111 | 33 | 40 | - | - | - | 3-2 |
| A0098 | 26 | 35 | A0112 | 33 | 40 | A0129 | 41 | 46 | 4-3 |
| A0099 | 26 | 35 | A0113 | 33 | 40 | A0130 | 41 | 46 | 5-4 |
| A0100 | 26 | 35 | A0114 | 33 | 40 | A0131 | 41 | 46 | 6-5 |
| A0101 | 26 | 35 | A0115 | 33 | 40 | A0132 | 41 | 46 | 7-6 |
| A0102 | 26 | 35 | A0116 | 33 | 40 | A0133 | 41 | 46 | 8-7 |
| A0103 | 26 | 35 | A0117 | 33 | 40 | A0134 | 41 | 46 | 9-8 |
| A0104 | 26 | 35 | A0118 | 33 | 40 | A0135 | 41 | 46 | 10-9 |
| A0105 | 26 | 35 | A0119 | 33 | 40 | A0136 | 41 | 46 | 11-10 |
| A0106 | 26 | 35 | A0120 | 33 | 40 | A0137 | 41 | 46 | 12-11 |
| A0107 | 26 | 35 | A0121 | 33 | 40 | A0138 | 41 | 46 | 13-12 |
| A0108 | 26 | 35 | A0122 | 33 | 40 | A0139 | 41 | 46 | 14-13 |
| A0109 | 26 | 35 | A0123 | 33 | 40 | A0140 | 41 | 46 | 15-14 |
| A0110 | 26 | 35 | A0124 | 33 | 40 | A0141 | 41 | 46 | 16-15 |
| | | | A0125 | 33 | 40 | A0142 | 41 | 46 | 17-16 |
| | | | A0126 | 33 | 40 | A0143 | 41 | 46 | 18-17 |
| | | | A0127 | 33 | 40 | A0144 | 41 | 46 | 19-18 |
| | | | A0128 | 33 | 40 | A0145 | 41 | 46 | 20-19 |
| | | | | | A0146 | 41 | 46 | 21-20 | |
| | | | | | A0147 | 41 | 46 | 22-21 | |
| | | | | | A0148 | 41 | 46 | 23-22 | |
| | | | | | A0149 | 41 | 46 | 24-23 | |
| | | | | | A0150 | 41 | 46 | 25-24 | |
| | | | | | A0151 | 41 | 46 | 26-25 | |
| | | | | | A0152 | 41 | 46 | 27-26 | |
| | | | | | A0153 | 41 | 46 | 28-27 | |
| | | | | | A0154 | 41 | 46 | 29-28 | |
| | | | | | A0155 | 41 | 46 | 30-29 | |

• MANUFACTURING MATERIAL





| STANDARD ER COLLET NUT DIN 6499 | | | | | |
|---------------------------------|--------------------|-------|----|------|--------|
| Code | Description | ER | D | B | M |
| AAC34 | RH mini collet nut | ER16 | 22 | 18 | 19x1 |
| AAC35 | RH mini collet nut | ER20 | 28 | 19 | 24x1 |
| AAC44 | RH collet nut | ER 25 | 42 | 20 | 32x1,5 |
| AAC45 | RH collet nut | ER 32 | 50 | 22,5 | 40x1,5 |
| AAC46 | RH collet nut | ER 40 | 63 | 25,5 | 50x1,5 |
| AAC47 | RH collet nut | ER 50 | 78 | 35,5 | 64x2 |



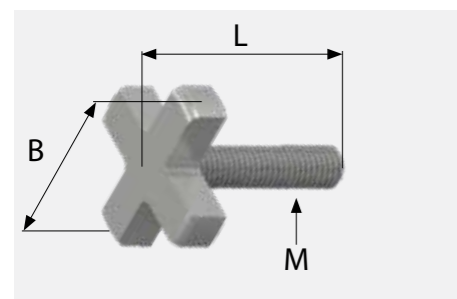
| GHIERA ER A SFERA ER DIN 6499 | | | | | |
|-------------------------------|----------------------------|------|----|------|--------|
| Code | Description | ER | D | B | M |
| AAC54 | RH ball bearing collet nut | ER25 | 42 | 20 | 32x1,5 |
| AAC55 | RH ball bearing collet nut | ER32 | 50 | 22,5 | 40x1,5 |
| AAC56 | RH ball bearing collet nut | ER40 | 63 | 25,5 | 50x1,5 |

• MANUFACTURING MATERIAL



Locking kit

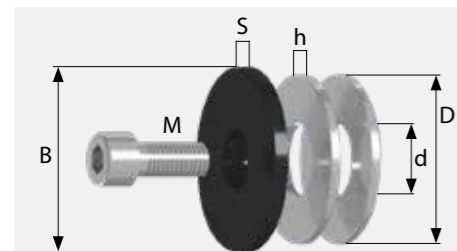
IMS provides locking kits studied to adapt and perform with all its wheel holders and wheels from any manufacturers on the market.



CROSS SCREW HEAD LOCKING KIT

| Code | Description | M | L | B |
|-------|-------------|---|----|----|
| BAA00 | locking kit | 8 | 20 | 30 |

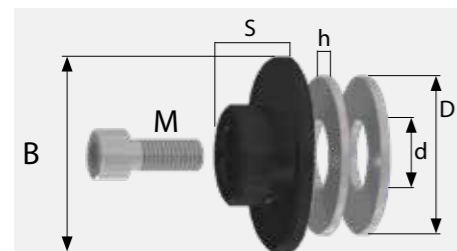
* includes one cross head screw, one 8.5mm washer and one spacer ring.



HIGH WHEEL SOCKET HEAD LOCKING KIT

| Code | Description | d | D | B | S | h | M |
|-------|-------------|----|----|----|---|---|-----|
| BAA02 | locking kit | 22 | 35 | 35 | 5 | 3 | M10 |
| BAA07 | locking kit | 35 | 45 | 45 | 5 | 3 | M12 |
| BAA14 | locking kit | 35 | 45 | 45 | 5 | 3 | M10 |

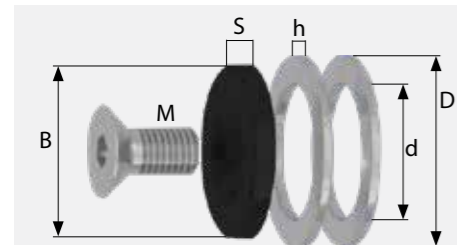
* includes one socket head screw, one high wheel washer and two spacer rings.



LOW WHEEL SOCKET HEAD LOCKING KIT

| Code | Description | d | D | B | S | h | M |
|-------|-------------|----|----|----|----|---|-----|
| BAA04 | locking kit | 22 | 35 | 35 | 15 | 3 | M10 |
| BAA08 | locking kit | 35 | 45 | 45 | 15 | 3 | M10 |

* includes one socket head screw, one low wheel washer and two spacer rings.

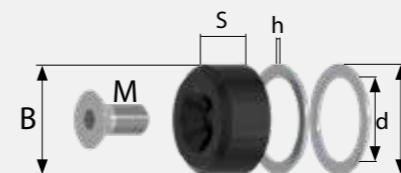


HIGH WHEEL FLAT HEAD LOCKING KIT

| Code | Description | d | D | B | S | h | M |
|-------|-------------|----|----|----|---|---|-----|
| BAA01 | locking kit | 22 | 35 | 35 | 5 | 3 | M8 |
| BAA03 | locking kit | 22 | 35 | 45 | 5 | 3 | M10 |
| BAA05 | locking kit | 35 | 45 | 45 | 5 | 3 | M12 |

* includes one flat head screw, one high wheel washer and two spacer rings.

Locking kit



LOW WHEEL FLAT HEAD LOCKING KIT

| Code | Description | d | D | B | S | h | M |
|-------|-------------|----|----|----|----|---|-----|
| BAA06 | locking kit | 35 | 45 | 45 | 22 | 3 | M12 |

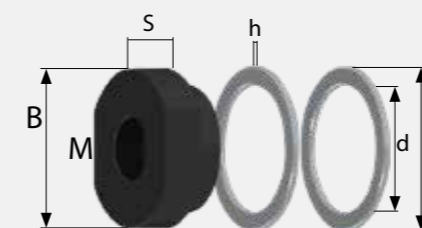
* includes one flat head screw, one low wheel washer and two spacer rings.



CUP WHEEL HOLDERS 6 SCREWS KIT

| Code | Description | n° | M |
|-------|-------------|----|----|
| BAA11 | locking kit | 6 | M6 |

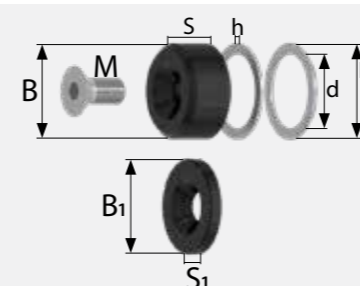
* includes six screws M6.



LOCKING KIT FOR "PARK INDUSTRIES" GRINDING WHEEL HOLDERS

| Code | Description | d | D | B | S | h | M |
|-------|-------------|----|----|----|-----|---|--------|
| BAA09 | locking kit | 22 | 35 | 32 | 7,5 | 3 | 0,625" |
| BAA10 | locking kit | 35 | 45 | 44 | 7,5 | 3 | 0,747" |

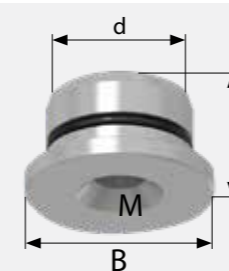
* includes one high wheel washer and two spacer rings.



LOCKING KIT FOR EASY FIT

| Code | Description | d | D | B | S | h | M | B ₁ | S ₁ |
|-------|-------------|----|----|----|----|---|-----|----------------|----------------|
| BAA12 | locking kit | 35 | 45 | 45 | 22 | 3 | M12 | 45 | 5 |

* includes one flat head screw, one high wheel washer, one low wheel washer and two spacer rings.



EASY FIT HIGH WHEEL WASHER

| Code | Description | d | B | S | M |
|-------|-------------------|----|----|------|----|
| BAA13 | high wheel washer | 35 | 45 | 22,5 | 12 |

Pull Studs

IMS Pull Studs are manufactured following international standards and are a perfect replacement for the retainer knobs provided by the OEM. The special Darkside treatment provides a total protection against rust, even in the most difficult work environments. On request, IMS Pull Studs can be purchased in the non-Darkside version for increased hardness

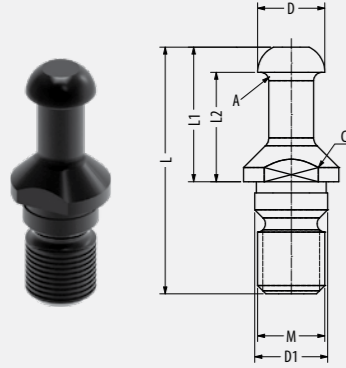


• MANUFACTURING MATERIAL



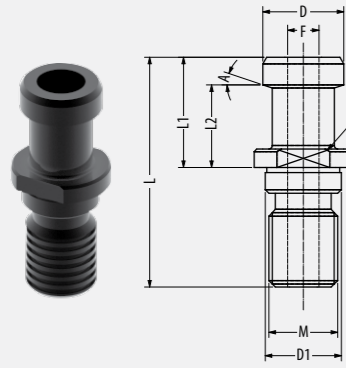
DARKSIDE
Cod. Z1

Pull Studs



"HITECO"- "HSD"- "BIESSE" PULL STUDS

| Code | Description | SK | D | D1 | L | L1 | L2 | C | M | A |
|-------|-----------------------------|-------|----|----|----|----|----|----|-----|--------|
| AAF12 | pull stud Hiteco-HSD-Biesse | SK 30 | 12 | 13 | 44 | 24 | 19 | 14 | M12 | Radius |

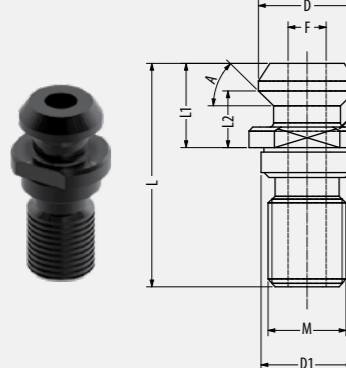


PULL STUDS SK 7388/2-A WITH COOLANT THROUGH

| Code | Description | SK | D | D1 | L | L1 | L2 | C | F | M | A |
|-------|-----------------------|-------|----|----|----|----|----|----|-----|-----|-----|
| AAF21 | pull stud SK 7388/2-A | SK 30 | 12 | 13 | 44 | 24 | 19 | 14 | 3 | M12 | 15° |
| AAF22 | pull stud SK 7388/2-A | SK 40 | 19 | 17 | 54 | 26 | 20 | 19 | 7 | M16 | 15° |
| AAF23 | pull stud SK 7388/2-A | SK 45 | 23 | 21 | 65 | 30 | 23 | 24 | 9,5 | M20 | 15° |
| AAF24 | pull stud SK 7388/2-A | SK 50 | 28 | 25 | 74 | 34 | 25 | 30 | 11 | M24 | 15° |

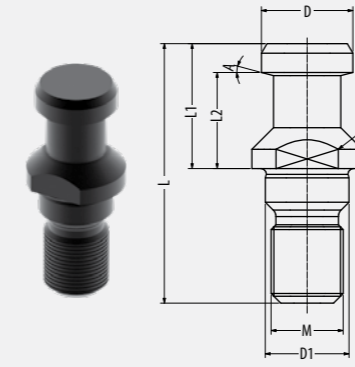
PULL STUDS SK 30 45° WITH COOLANT THROUGH

| Code | Description | SK | D | D1 | L | L1 | L2 | C | F | M | A |
|-------|---------------------|-------|----|----|----|----|----|----|---|-----|-----|
| AAG20 | pull stud SK 30 45° | SK 30 | 12 | 13 | 44 | 24 | 19 | 14 | 4 | M12 | 45° |



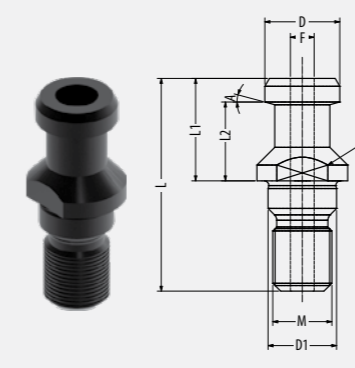
PULL STUDS SK 7388/2-B 45° WITH COOLANT THROUGH

| Code | Description | SK | D | D1 | L | L1 | L2 | C | F | M | A |
|-------|------------------------|-------|------|----|------|------|------|----|------|-----|-----|
| AAF35 | pull stud 7388/2-B 45° | SK 40 | 22,5 | 17 | 44,5 | 16,4 | 11,1 | 18 | 7,3 | M16 | 45° |
| AAF37 | pull stud 7388/2-B 45° | SK 50 | 29,1 | 25 | 65,5 | 25,5 | 17,9 | 30 | 11,5 | M24 | 45° |



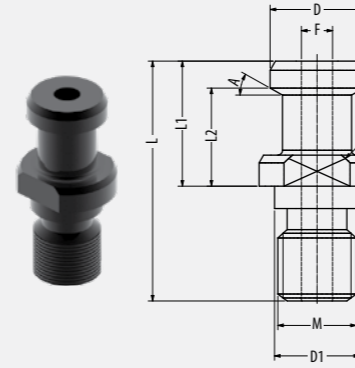
PULL STUDS SK DIN 69872/B WITHOUT COOLANT THROUGH

| Code | Description | SK | D | D1 | L | L1 | L2 | C | M | A |
|-------|-----------------------|-------|----|----|----|----|----|----|-----|-----|
| AAF41 | pull stud DIN 69872/B | SK 30 | 13 | 13 | 44 | 24 | 19 | 14 | M12 | 15° |
| AAF42 | pull stud DIN 69872/B | SK 40 | 19 | 17 | 54 | 26 | 20 | 19 | M16 | 15° |
| AAF44 | pull stud DIN 69872/B | SK 50 | 28 | 25 | 74 | 34 | 25 | 30 | M24 | 15° |



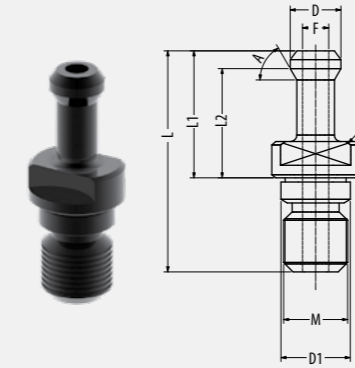
PULL STUDS SK DIN 69872/B WITH COOLANT THROUGH

| Code | Description | SK | D | D1 | L | L1 | L2 | C | F | M | A |
|-------|-----------------------|-------|----|----|----|----|----|----|------|-----|-----|
| AAF49 | pull stud DIN 69872/B | SK 40 | 19 | 17 | 54 | 26 | 20 | 19 | 7 | M16 | 15° |
| AAF51 | pull stud DIN 69872/B | SK 50 | 28 | 25 | 74 | 34 | 25 | 30 | 11,5 | M24 | 15° |



JIS B 6339 PULL STUDS

| Code | Description | SK | D | D1 | L | L1 | L2 | C | F | M | A |
|-------|----------------------|-------|----|----|----|----|----|----|---|-----|-----|
| AAF58 | pull stud JIS B 6339 | SK 40 | 19 | 17 | 54 | 29 | 23 | 19 | 7 | M16 | 15° |



ADAPTER PULL STUDS FROM BT TO SK 30° WITH COOLANT THROUGH

| Code | Description | BT/SK | D | D1 | L | L1 | C | F | M | A |
|-------|--------------------------------|----------|----|----|----|----|----|---|-----|-----|
| AAF68 | adapter pull stud BT to SK 30° | BT/SK 40 | 15 | 17 | 57 | 32 | 19 | 4 | M16 | 30° |

ADAPTER PULL STUDS FROM BT TO SK 45° WITH COOLANT THROUGH

| Code | Description | BT/SK | D | D1 | L | L1 | C | F | M | A |
|-------|------------------------------|----------|----|----|----|----|----|---|-----|-----|
| AAF69 | pull stud di adattamento 45° | BT/SK 40 | 15 | 17 | 57 | 32 | 19 | 4 | M16 | 45° |

PULL STUDS BT 90° WITH COOLANT THROUGH

| Code | Description | BT | D | D1 | L | L1 | C | F | M | A |
|-------|---------------|-------|----|----|----|----|----|---|-----|-----|
| AAF90 | pull stud 90° | BT 40 | 15 | 17 | 60 | 35 | 19 | 4 | M16 | 90° |
| AAF93 | pull stud 90° | BT 50 | 23 | 25 | 85 | 45 | 30 | 6 | M24 | 90° |

PULL STUDS BT 45° WITH COOLANT THROUGH

| Code | Description | BT | D | D1 | L | L1 | C | F | M | A |
|-------|---------------|-------|----|----|----|----|----|---|-----|-----|
| AAF89 | pull stud 45° | BT 40 | 15 | 17 | 60 | 35 | 19 | 4 | M16 | 45° |
| AAF92 | pull stud 45° | BT 50 | 23 | 25 | 85 | 45 | 30 | 6 | M24 | 45° |

CAT PULL STUD

| Code | Description | CAT | D | L | L1 | L2 | C | F | INCH | A |
|-------|-------------|--------|--------|--------|-------|-------|-------|-------|--------------|-----|
| AAG00 | pull stud | CAT 40 | .744" | 1,496" | .640" | .437" | .748" | .280" | 5/8"-11 UNC" | 45° |
| AAG01 | pull stud | CAT 50 | .1146" | 2,244" | 1000" | .700" | 1185" | .471" | 1"-8" | 45° |

PULL STUDS BT 90° WITH COOLANT THROUGH

| Code | Description | BT | D | D1 | L | L1 | C | F | M | A |
|-------|---------------|-------|----|----|----|----|----|---|-----|-----|
| AAF90 | pull stud 90° | BT 40 | 15 | 17 | 60 | 35 | 19 | 4 | M16 | 90° |
| AAF93 | pull stud 90° | BT 50 | 23 | 25 | 85 | 45 | 30 | 6 | M24 | 90° |

PULL STUD SK 30 DIN 69872/B WITH COOLANT THROUGH

| Code | Description | SK | D | D1 | L | L1 | L2 | C | F | M | A |
|-------|-----------------------|-------|----|----|----|----|----|----|---|-----|-----|
| AAG02 | pull stud DIN 69872/B | SK 30 | 13 | 13 | 44 | 24 | 19 | 14 | 4 | M12 | 15° |

PULL STUDS BT 30° WITH COOLANT THROUGH

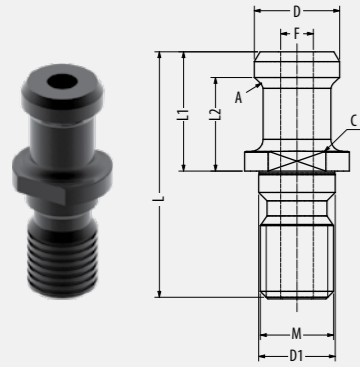
| Code | Description | BT | D | D1 | L | L1 | C | F | M | A |
|-------|---------------|-------|----|----|----|----|----|---|-----|-----|
| AAF88 | pull stud 30° | BT 40 | 15 | 17 | 60 | 35 | 19 | 4 | M16 | 30° |
| AAF91 | pull stud 30° | BT 50 | 23 | 25 | 85 | 45 | 30 | 6 | M24 | 30° |

PULL STUD BT 30 WITH COOLANT THROUGH

| Code | Description | BT | D | D1 | L | L1 | C | F | M | A |
|-------|-------------|-------|----|------|----|----|----|-----|-----|-----|
| AAG03 | pull stud | BT 30 | 11 | 12,5 | 43 | 23 | 14 | 2,5 | M12 | 45° |

Pull Studs

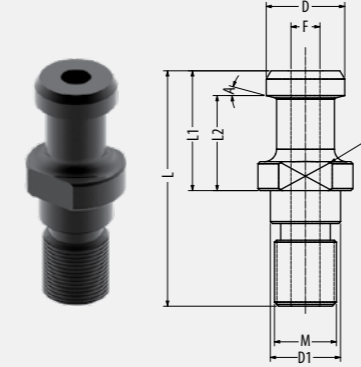
Pull Studs



“INTERMAC”, “BUSETTI”, “FARNESE” PULL STUD

| Code | Description | SK | D | D1 | L | L1 | L2 | C | F | M | A |
|-------|--|-------|----|----|----|----|----|----|---|-----|--------|
| AAG04 | pull stud “Intermac”, “Busetti”, “Farnese” | SK 40 | 19 | 17 | 54 | 26 | 20 | 19 | 6 | M16 | Radius |

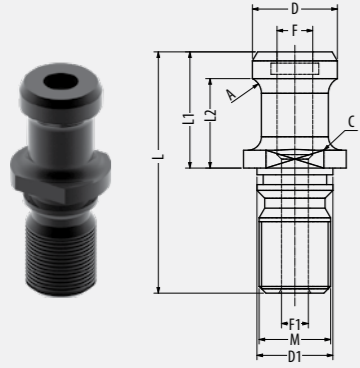
Optional finishes: nickel



“OMAG”, “LOVATI” PULL STUD

| Code | Description | BT | D | D1 | L | L1 | C | F | M | A |
|-------|----------------------------|-------|----|----|----|----|----|---|-----|-----|
| AAG08 | pull stud “Omag”, “Lovati” | BT 40 | 19 | 17 | 57 | 29 | 19 | 6 | M16 | 15° |

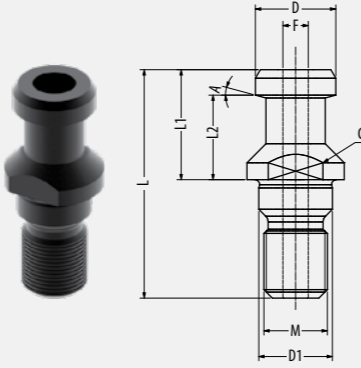
Optional finishes: nickel



“BIMATECH” PULL STUD

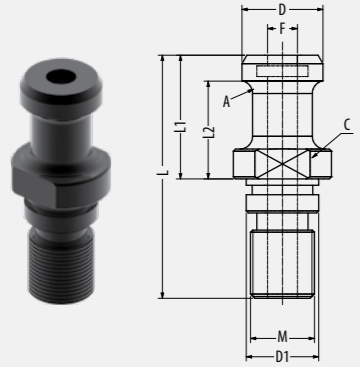
| Code | Description | SK | D | D1 | L | L1 | L2 | C | F | F1 | M | A |
|-------|----------------------|-------|----|----|----|----|----|----|---|----|-----|--------|
| AAG05 | pull stud “Bimatech” | SK 40 | 19 | 17 | 54 | 26 | 20 | 19 | 8 | 6 | M16 | Radius |

Optional finishes: nickel



PULL STUD “NEPTUN” PULL STUD

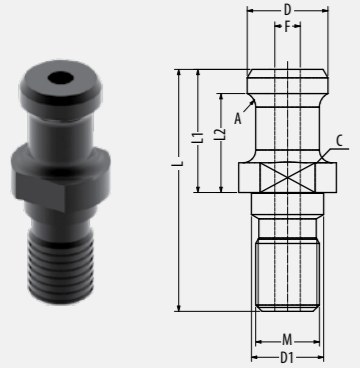
| Code | Description | SK | D | D1 | L | L1 | C | F | M | A |
|-------|--------------------|----|----|----|------|------|---|----|----|--------|
| AAG21 | pull stud “Neptun” | 40 | 13 | 13 | 43,5 | 23,5 | 4 | 12 | 12 | Radius |



“HELIOS” PULL STUD

| Code | Description | BT | D | D1 | L | L1 | C | F | M | A |
|-------|--------------------|-------|----|----|----|----|----|-----|-----|--------|
| AAG06 | pull stud “Helios” | BT 40 | 19 | 17 | 57 | 29 | 19 | 8/6 | M16 | Radius |

Optional finishes: nickel

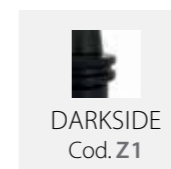


“THIBAUT” PULL STUD

| Code | Description | BT | D | D1 | L | L1 | C | F | M | A |
|-------|---------------------|-------|----|----|----|----|----|---|-----|--------|
| AAG07 | pull stud “Thibaut” | BT 40 | 19 | 17 | 57 | 29 | 19 | 6 | M16 | Radius |

Optional finishes: nickel

• MANUFACTURING MATERIAL



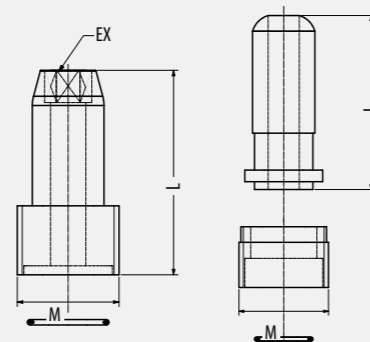
Coolant Tubes

Coolant Tubes provides cooling fluid passage. They are used for HSK tool holders in the A,C,E,B,D and F styles.



HSK COLLANT TUBES

| Code | Description | M/ bush | L/ pivot | D/ pivot | Connection |
|-------|--|------------|-------------|-------------|----------------|
| AAG09 | coolant tube for water passage - mounted | 8 x 1 | 22 | 5 | HSK 25 A-C-E |
| AAG10 | coolant tube for water passage - mounted | 10 x 1 | 26 | 6 | HSK 32 A-C-E |
| AAG11 | coolant tube for water passage | 12 x 1 | 29,3 | 8 | HSK 40 A-C-E |
| AAG11 | coolant tube for water passage | 12 x 1 | 29,3 | 8 | 50 B-D-F |
| AAG12 | coolant tube for water passage | 16 x 1 | 33 | 10 | HSK 50 A-C-E |
| AAG12 | coolant tube for water passage | 16 x 1 | 33 | 10 | 63 B-D-F |
| AAG13 | coolant tube for water passage | 18 x 1 | 36,6 | 12 | HSK 63 A-C-E |
| AAG13 | coolant tube for water passage | 18 x 1 | 36,6 | 12 | 80 B-D-F |
| AAG14 | coolant tube for water passage | 20 x 1,5 | 40 | 14 | HSK 80 A-C-E |
| AAG14 | coolant tube for water passage | 20 x 1,5 | 40 | 14 | 100 B-D-F |
| AAG15 | coolant tube for water passage | 24 x 1,5 | 44 | 16 | HSK 100 A-C-E |
| AAG15 | coolant tube for water passage | 24 x 1,5 | 44 | 16 | 125 B-D-F |
| AAG18 | coolant tube for water passage | 18 | 36,6 | 12 | HSK 80 B "CMS" |



• MANUFACTURING MATERIAL



DARKSIDE
Cod. Z1

“

It is good to take a moment to analyze the last half century within the global industrial scene. The historical period in which our company saw its beginnings was a decisive moment in Italian history: for the first time since the end of the Risorgimento, **our country was once again an innovative**, leader and world leader, as always basing its success on that inimitable mixture of **creativity, quality** and **open-mindedness** that have always characterized the Italian people. In this flourishing context, the idea of devoting itself to a sector that was not considered as essential as that of the **tool holder**, immediately found fertile ground: the uniqueness of the product, together with the precision of the work and the skill in commercial action, soon granted an important feedback on the national market. Since the end of the last century, the market focus shifted from Europe to a global market made of exasperated competitiveness, sudden changes and innovation at all costs. The new reality led to the opening of new markets, bringing new awareness to the most astute local entrepreneurs about the need to propose an always **cutting edge** and **qualitatively recognizable product**. To date, there is not much left of the prosperous Italian industrial landscape of 1969, swallowed up by the crisis, by a lack of propensity for change and by the difficulty in getting used to the idea of no longer being the center of the world. In this difficult economic situation, only the most skillful companies to combine their productive

quality with an effective international strategy have survived.

Those who searched for the shortcut of the economic product have been crushed by the struggle against competitors from nations that have turned low-cost market into their culture. Equally, those relying on a romantic sense of patriotism and on a mistaken conception of events, remained firm in the conviction of a return to the ancient glories, were soon met with no requests.

The **adaptation to the new canons of the industrial distribution** while maintaining the **Italian production quality** were, however, the key to success for IMS.

Our **company is one of the longest-lasting tool-manufacturing companies in the world**, but our vision and corporate mission are definitely oriented towards a future of innovation and digitalization.

With the advent of the **Industry 4.0**, the contribution of a company like IMS, which combines constructive experience and international standards, is essential for maintaining quality standards of excellence, in a market that nowadays too often tends to level down.

This catalogue, with its innovative approach to the search for the ideal product, wants to be an important tool in this path of growth, modernization and maintenance of performance.

”



Alberto Aprà
CEO IMS srl Industrial Machining Solutions



parts of your business

IMS IN THE WORLD



I.M.S. S.R.L

Industrial Machining Solutions
Via Giovanni Agnelli, 2 - 12048
Sommariva Bosco (CN) Italy
Tel. +39 0172 54015
Fax +39 0172 54014
www.ims.eu - ims@ims.eu

IMS USA LLC

110 Portwatch Way Unit 103 -
Wilmington NC - 28412 - USA
Tel. (+1) 910 796 2040
Fax (+1) 910 796 2039
info@imsusanc.com
www.imsusanc.com

MACHTECHSOLUTION S.R.O.

Vltavínová 1308/5 326 00
Plzeň 8-Černice Czech Republic
Tel. (+420) 3711 21364
info@machtechsolution.cz
www.machtechsolution.cz

IMSTECNICA INDUSTRIAL S.L.

Plaza Señoria 1, Bajo 3 46120
Port Saplaya, Valencia, España
Tel: (+34) 9606 40056
info@imsiberica.es
www.imsiberica.es